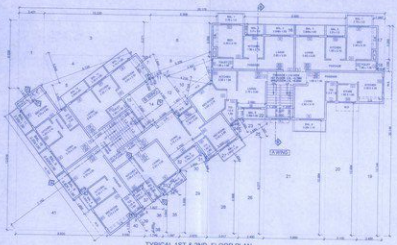

TYPICAL 1ST & 2ND FLOOR PLAN
(SCALE 1:100)

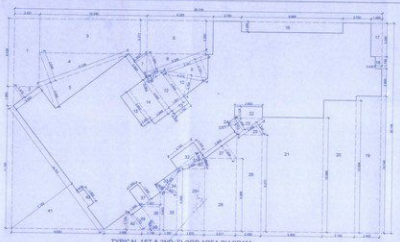

TYPICAL 1ST & 2ND FLOOR AREA DIAGRAM
(SCALE 1:100)

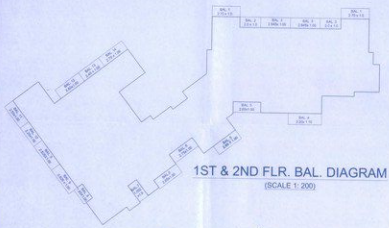

1ST & 2ND FLR. BAL. DIAGRAM
(SCALE 1: 200)

3RD FLR. BAL. DIAGRAM
(SCALE 1: 200)

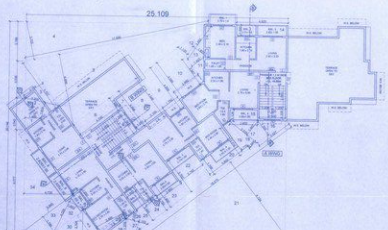

3RD FLOOR PLAN
(SCALE 1:100)

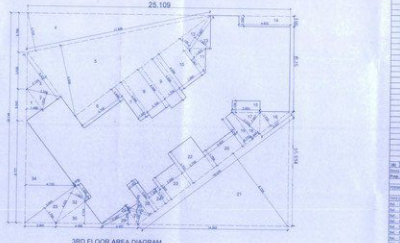

3RD FLOOR AREA DIAGRAM
(SCALE 1:100)

1ST & 2ND FLOOR AREA CALCULATION

Description	Length	Breath	No.	Area in sqm
Room	(L)	(B)	(N)	(A)
(A)	Total			708.696
	Deductions			
1	3.00	3.000	2	18.000
2	3.00	3.000	2	18.000
3	3.00	3.000	2	18.000
4	3.00	3.000	2	18.000
5	3.00	3.000	2	18.000
6	3.00	3.000	2	18.000
7	3.00	3.000	2	18.000
8	3.00	3.000	2	18.000
9	3.00	3.000	2	18.000
10	3.00	3.000	2	18.000
11	3.00	3.000	2	18.000
12	3.00	3.000	2	18.000
13	3.00	3.000	2	18.000
14	3.00	3.000	2	18.000
15	3.00	3.000	2	18.000
16	3.00	3.000	2	18.000
17	3.00	3.000	2	18.000
18	3.00	3.000	2	18.000
19	3.00	3.000	2	18.000
20	3.00	3.000	2	18.000
21	3.00	3.000	2	18.000
22	3.00	3.000	2	18.000
23	3.00	3.000	2	18.000
24	3.00	3.000	2	18.000
25	3.00	3.000	2	18.000
26	3.00	3.000	2	18.000
27	3.00	3.000	2	18.000
28	3.00	3.000	2	18.000
29	3.00	3.000	2	18.000
30	3.00	3.000	2	18.000
31	3.00	3.000	2	18.000
32	3.00	3.000	2	18.000
33	3.00	3.000	2	18.000
34	3.00	3.000	2	18.000
35	3.00	3.000	2	18.000
36	3.00	3.000	2	18.000
37	3.00	3.000	2	18.000
38	3.00	3.000	2	18.000
39	3.00	3.000	2	18.000
40	3.00	3.000	2	18.000
41	3.00	3.000	2	18.000
42	3.00	3.000	2	18.000
(B)	Total			756.000
Total Area in sq.m.				1464.696
Total Area in sq.ft.				15,765.000
Total Net Area as 1st & 2nd floor area				15,765.000

PERMISSIBLE BALCONY LENGTHS (25%)				42.000
PROPOSED BALCONIES				
TYPE OF BAL.	LENGTH	WIDTH	No's	AREA
Bal. - 1	2.400	0.900	2	4.320
Bal. - 2	2.400	0.900	2	4.320
Bal. - 3	2.845	0.900	2	5.121
Bal. - 4	2.235	0.900	2	4.023
Bal. - 5	3.600	0.900	2	6.480
Bal. - 6	2.400	0.900	2	4.320
Bal. - 7	2.400	0.900	2	4.320
Bal. - 8	2.400	0.900	2	4.320
Bal. - 9	2.400	0.900	2	4.320
Bal. - 10	2.400	0.900	2	4.320
Bal. - 11	2.400	0.900	2	4.320
Bal. - 12	2.400	0.900	2	4.320
Bal. - 13	2.400	0.900	2	4.320
Bal. - 14	2.400	0.900	2	4.320
			28	50.484
PROPOSED BALCONY AREA PER FLOOR				50.484
PROPOSED BALCONY AREA IN %				3.43%
Total Net Area as 1st & 2nd floor area				30,168

3rd FLOOR AREA CALCULATION

Description	Length	Breath	No.	Area in sqm
Room	(L)	(B)	(N)	(A)
(A)	Total			326.796
	Deductions			
1	3.000	3.000	2	1.200
2	3.000	3.000	2	1.200
3	3.000	3.000	2	1.200
4	3.000	3.000	2	1.200
5	3.000	3.000	2	1.200
6	3.000	3.000	2	1.200
7	3.000	3.000	2	1.200
8	3.000	3.000	2	1.200
9	3.000	3.000	2	1.200
10	3.000	3.000	2	1.200
11	3.000	3.000	2	1.200
12	3.000	3.000	2	1.200
13	3.000	3.000	2	1.200
14	3.000	3.000	2	1.200
15	3.000	3.000	2	1.200
16	3.000	3.000	2	1.200
17	3.000	3.000	2	1.200
18	3.000	3.000	2	1.200
19	3.000	3.000	2	1.200
20	3.000	3.000	2	1.200
21	3.000	3.000	2	1.200
22	3.000	3.000	2	1.200
23	3.000	3.000	2	1.200
24	3.000	3.000	2	1.200
25	3.000	3.000	2	1.200
26	3.000	3.000	2	1.200
27	3.000	3.000	2	1.200
28	3.000	3.000	2	1.200
29	3.000	3.000	2	1.200
30	3.000	3.000	2	1.200
31	3.000	3.000	2	1.200
32	3.000	3.000	2	1.200
33	3.000	3.000	2	1.200
34	3.000	3.000	2	1.200
(B)	Total			40.800
Total Area in sq.m.				285.996
Total Area in sq.ft.				3,079.000

PERMISSIBLE BALCONY LENGTHS (25%)				27.000
PROPOSED BALCONIES				
TYPE OF BAL.	LENGTH	WIDTH	No's	AREA
Bal. - 1	2.400	0.900	2	4.320
Bal. - 2	2.400	0.900	2	4.320
Bal. - 3	2.845	0.900	2	5.121
Bal. - 4	2.235	0.900	2	4.023
Bal. - 5	3.600	0.900	2	6.480
Bal. - 6	2.400	0.900	2	4.320
Bal. - 7	2.400	0.900	2	4.320
Bal. - 8	2.400	0.900	2	4.320
Bal. - 9	2.400	0.900	2	4.320
Bal. - 10	2.400	0.900	2	4.320
Bal. - 11	2.400	0.900	2	4.320
Bal. - 12	2.400	0.900	2	4.320
Bal. - 13	2.400	0.900	2	4.320
Bal. - 14	2.400	0.900	2	4.320
			28	50.484
PROPOSED BALCONY AREA PER FLOOR				50.484
PROPOSED BALCONY AREA IN %				3.43%
Total Net Area as 3rd floor area				30,168

STAMP OF APPROVAL 2/2

SPECIFICATIONS

External wall thk	0.15m
Internal wall thk	0.10m

LIGHT & VENTILATION STATMENT :-

Room	Floor area	Required	Provided
		Light	Light
KITCHEN	8.00	1.00	1.00
W.C.	2.00	0.50	0.50
KITCHEN	8.00	1.00	1.00
W.C.	2.00	0.50	0.50

SCHEDULE OF DOORS & WINDOWS

TYPE	SIZE in mm	NOS	DESCRIPTION
D1	1,05 X 2,10	2 Nos	1 st Floor door
D2	1,05 X 2,10	2 Nos	1 st Floor door
D3	1,05 X 2,10	2 Nos	1 st Floor door
D4	1,05 X 2,10	2 Nos	1 st Floor door
W1	1,50 X 1,20	2 Nos	2 Sliding French window
W2	1,50 X 1,20	2 Nos	2 Sliding French window
W3	1,50 X 1,20	2 Nos	2 Sliding French window
W4	1,50 X 1,20	2 Nos	2 Sliding French window
W5	1,50 X 1,20	2 Nos	2 Sliding French window
W6	1,50 X 1,20	2 Nos	2 Sliding French window
W7	1,50 X 1,20	2 Nos	2 Sliding French window
V	0,60 X 0,60	2 Nos	Ventilator Window

SHEET CONTENT :-

1st - 2nd, 3rd & TYPICAL 1ST & 2ND, 3RD FLOOR AREA DIAGRAM & CALCUTION

NAME OF THE OWNER & SIGNATURE

1) SHREE SABITA ENTERPRISES VIA PROPRIETOR

For Shree Sabita Enterprises
Proprietor
SEEMA VIJAY NIKAM

DESCRIPTION OF PROPOSAL & PROPERTY

PROPOSED RESIDENTIAL BUILDING ON SR. NO. 1083 & 1084, AT VILLAGE- BAPGAON, TAL - BHIWANDI, DIST - THANE MAHARASHTRA.

ARCHITECT NAME & SIGN

AR. NEHA JAIN
REG NO : CA/2008/40620

DATE	DRAWN BY	CHKD BY	SCALE
28.11.15	SACHIN	NJ	1:100

AN.ARCH
ARCHITECT & INTERIOR

Office no 104/105 Abhiraj Arcade,
Near Office no 4 CDR Bhatiya Hospital,
Jivdani Road, Bhiwandi
Mob: 9833914 / 9833914 / 9833914
Email: anarch.architect@gmail.com

NORTH