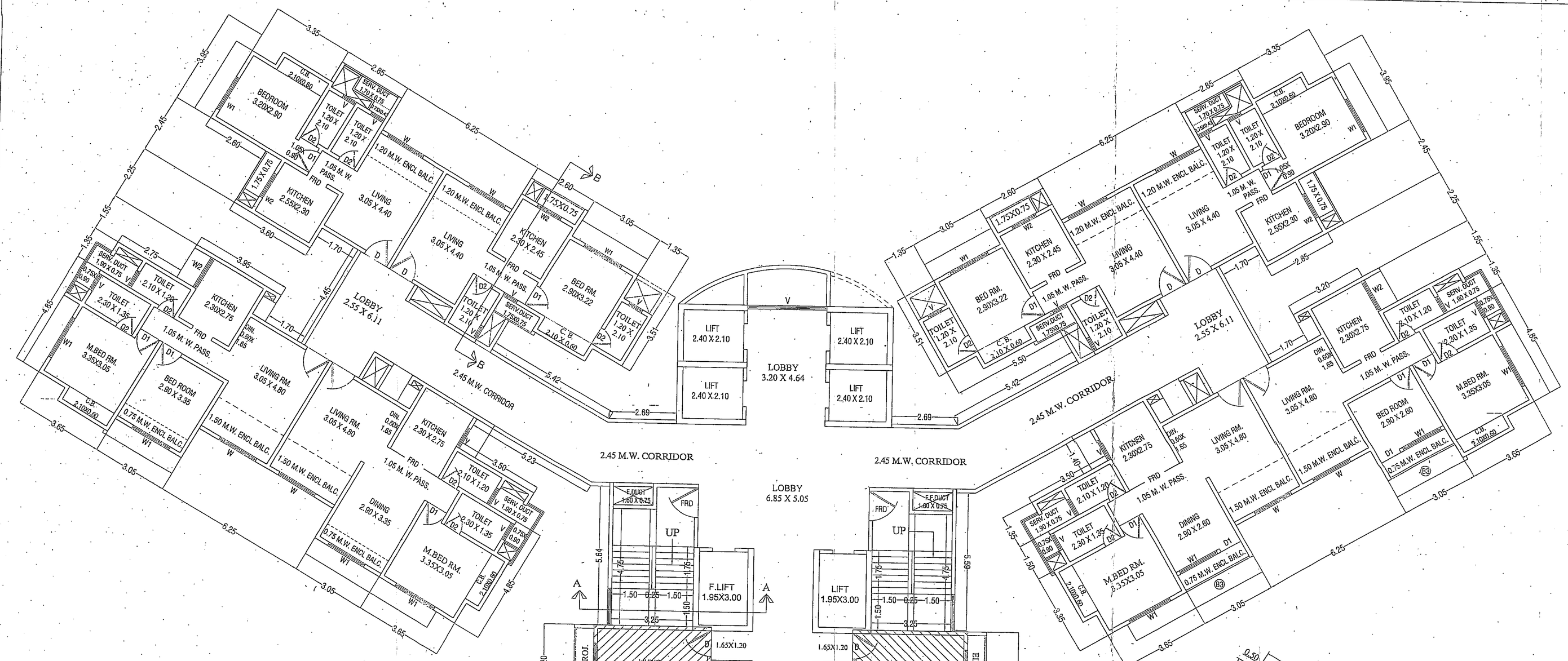

2ND FLOOR PLAN

Scale 1:100

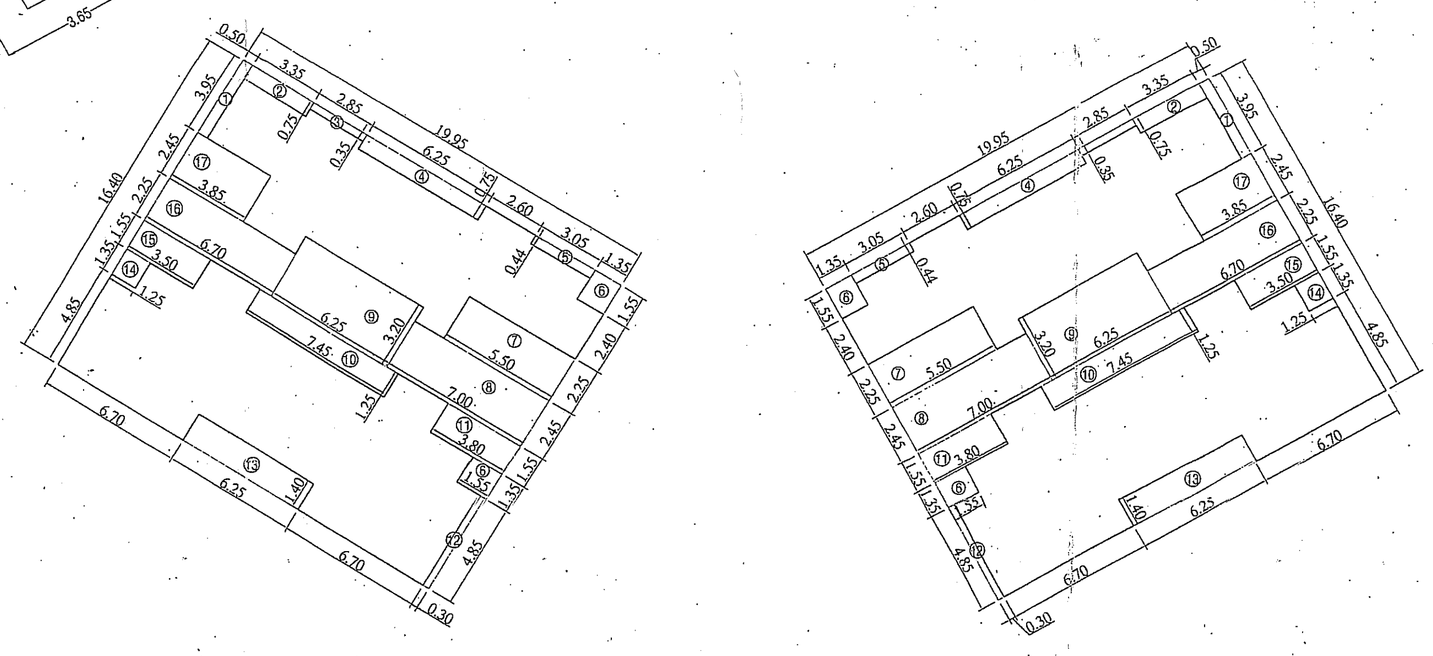

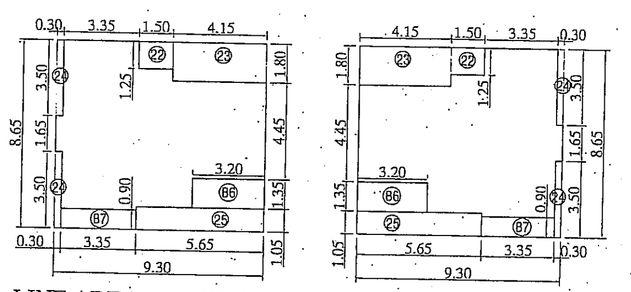

LINE AREA DIAGRAM OF 2ND FLOOR (SALE)

Scale 1:200

BUILT- UP AREA CALCULATION OF 2ND FLOOR(SALE)

ADDITION:									
A	19.95	X	16.40	X	1	X	2	=	654.36SQMT
C	9.30	X	8.65	X	1	X	2	=	160.89SQMT
TOTAL AREA								=	815.25SQMT
ADDITION:									
1	3.95	X	0.50	X	1	X	2	=	3.95 SQMT
2	3.35	X	0.75	X	1	X	2	=	3.03 SQMT
3	2.85	X	0.35	X	1	X	2	=	2.00 SQMT
4	6.25	X	0.75	X	1	X	2	=	9.38 SQMT
5	3.05	X	0.44	X	1	X	2	=	2.68 SQMT
6	1.35	X	1.55	X	1	X	4	=	8.37 SQMT
7	5.50	X	2.25	X	1	X	2	=	24.75 SQMT
8	7.00	X	2.45	X	1	X	2	=	34.30 SQMT
9	6.25	X	3.20	X	1	X	2	=	40.00 SQMT
10	7.45	X	1.25	X	1	X	2	=	18.63 SQMT
11	3.80	X	1.55	X	1	X	2	=	11.78 SQMT
12	4.85	X	0.30	X	1	X	2	=	2.91 SQMT
13	6.25	X	1.40	X	1	X	2	=	17.50 SQMT
14	1.25	X	1.35	X	1	X	2	=	3.38 SQMT
15	3.50	X	1.55	X	1	X	2	=	10.85 SQMT
16	6.70	X	2.25	X	1	X	2	=	30.15 SQMT
17	3.85	X	2.45	X	1	X	2	=	18.87 SQMT
18	1.50	X	1.25	X	1	X	2	=	3.75 SQMT
19	4.15	X	1.80	X	1	X	2	=	14.94 SQMT
20	0.30	X	3.50	X	1	X	4	=	4.20 SQMT
21	5.65	X	1.05	X	1	X	2	=	11.87 SQMT
TOTAL AREA								=	279.26SQMT
BALCONY AREA CALCULATION									
ADDITION:									
B6	3.20	X	1.35	X	1	X	2	=	8.64 SQMT
B7	3.35	X	0.90	X	1	X	2	=	6.03 SQMT
TOTAL AREA								=	14.67 SQMT
NET BUILT- UP AREA								=	521.32SQMT
10% PERM. BALCONY AREA								=	52.13 SQMT
PROPOSED BALCONY AREA								=	14.67 SQMT
EXCESS BALCONY AREA								=	0.00 SQMT
TOTAL BUILT- UP AREA								=	521.32SQMT

PROFORMA – II 4

CONTENTS OF SHEETS

BLDG. NO.-1

BASE.-1+LOWER GROUND+ GROUND+1ST+.2ND TO 29TH FLOORS

2ND FLOOR PLAN, AREA LINE DIAGRAM, BUILT-UP AREA CALCULATION.

Amended

Plans are approved Subject to conditions
Prescribed in Permit No. VP. SOS/1006/08
TMC/TP-DP/TPS/...2176/17 Dated 5/5/2017

Deputy Engineer (TDD)

Executive Engineer (TDD)

Thane Municipal Corporation
The City of Thane

सावधान

"कंत्राटदार नकाशाप्रमाणे व करारनामा तसेच विकास नियंत्रण नियमावलीनुसार आवश्यक त्या परवानग्या न घेता बांधकाम चालू करणे, महाराष्ट्र प्रादेशिक व नगर रचना अधिनियमाचे कलम ५२ अनुसार दंडलायक शिक्षा आहे. त्यासाठी जास्तीत जास्त ३ वर्षे कैद व रु. ५०००/- दंड होऊ शकतो."

THE MUNICIPAL CORPORATION OF THE CITY OF THANE

STAMP OF RECEIPT OF PLAN

DESCRIPTION

PROPOSED BLDG. LAYOUT ON PLOT BEARING :- OLD S.NO. - 235Bpt
NEW S.NO. - 104/17 AT VILLAGE - BALKUM, THANE.

NAME & SIGNATURE OF OWNERS/POAH

FOR,

M/S. RAJLAXMI DEVELOPERS,
1,MAYFAIR MERIDIAN,
NEAR ST.BLAISE GHURCH,
CEASER ROAD,ANDHERI(W)
MUMBAI-400 058., FAX. 02267232358.

ARCHITECT

TRUE COPY

10 FOLDS

ARCHITECTS & CONSULTANTS

B–101, Dev Corpora, Opp. Cadbury Signal,
Thane (W) 400 601. Tel. : 022–41008682 / 83 / 84
Email : 10foldsarchitects@gmail.com

SCALE		DRAWN BY	ARJUN
DATE		CHECKED	KULDEEP
JOB NO.			
NORTH	PATH		

PROFORMA – II

CONTENTS OF SHEETS

BLDG. NO.-1

BASE-1 + LOWER GROUND + GROUND + 1ST + 2ND TO 18TH(PT.) FLOORS

REFUGE FLOOR PLAN,18TH(PT.) FLOOR PLAN, AREA LINE DIAGRAM.

BUILT-UP AREA CALCULATION, STAIRCASE AREA DIAGRAM & CALCULATION.

Amended Plans are approved Subject to compliance Prescribed in Permit No. V/T/ TMC/TD-DY/TP(E)/ 2176/13 Dated 25/02/2013

Deputy Engineer (TDD)

Chief (Tech.) Executive Engineer (TDD)

Thane Municipal Corporation. The City of Thane

सचिवालय

उपरोक्त व्यवस्थापनाचा प्रीमियम व जोखमी तसेच विकास नियंत्रण नियमावलीनुसार आकारावयाचा लाभ कार्यालय व इतर शासकीय/ अशासकीय लाभ यासंदर्भात व इतर सक्षम प्राधिकाऱ्यांकडे लागणारे शुल्क/ महसूल भरण्याबाबत योग्यतेचा प्रमाणपत्र म.न.पा. ठाणे यांच्याकडून घेतला जावा. अन्यथा याबाबत संपूर्ण जबाबदारी

THE MUNICIPAL CORPORATION OF THE CITY OF THANE

STAMP OF RECEIPT OF PLAN

DESCRIPTION

PROPOSED BLDG. LAYOUT ON PLOT BEARING I / OLD B.NO.– 2359pt-NEW S.NO.- 106/17 AT VILLAGE - BALKUM, THANE.

NAME & SIGNATURE OF OWNERS/POAH

FOR,

M/S. RAJLAXMI DEVELOPERS,
1,MARYAM MERSAAL,
NEAR 87,BLAISE GHURKH,
CEASER ROAD,AMERITWAR,
MUMBAI-400 058., FAX. 02267232358.

ARCHITECT

TRUE COPY

10 FOLDS
ARCHITECTS & CONSULTANTS
Architect

B-101, Dev Corpora, Opp. Cadbury Signal,
Thane (W) 400 601. Tel. : 022-41006682 / 83 / 84
Email : 10foldsarchitects@gmail.com

SCALE		DRAWN BY	ARJUN
DATE		CHECKED	KULDEEP
JOB NO.			
PATH			

NORTH.

REFUGE AREA CALCULATION								
ADDITION:								
R1	1.10	X	3.20	X	1	=		3.52 SQMT
R2	3.40	X	3.80	X	1	=		9.12 SQMT
R3	2.70	X	3.60	X	1	=		9.72 SQMT
R4	3.85	X	2.45	X	1	=		6.98 SQMT
R5	6.25	X	4.70	X	1	=		29.38 SQMT
R6	3.60	X	4.70	X	1	=		12.22 SQMT
R7	1.30	X	1.50	X	1	=		2.25 SQMT
R8	0.80	X	4.20	X	1	=		3.41 SQMT
R9	2.25	X	4.11	X	1	=		9.23 SQMT
R10	1.30	X	2.40	X	1	=		3.24 SQMT
TOTAL AREA						=		89.08 SQMT

LINE AREA DIAGRAM OF REFUGE AREA
Scale 1:300

BUILT- UP AREA CALCULATION OF 7TH (FLR.) FLOOR								
ADDITION:								
A	16.40	X	10.40	X	1	=		327.18 SQMT
B	16.95	X	6.60	X	1	=		164.61 SQMT
C	3.30	X	8.65	X	1	=		180.69 SQMT
TOTAL AREA						=		565.81 SQMT
ADDITION:								
1	3.05	X	0.59	X	1	=	1.08	SQMT
2	3.35	X	0.75	X	1	=	2.51	SQMT
3	2.85	X	0.55	X	1	=	1.00	SQMT
4	3.05	X	0.44	X	1	=	1.34	SQMT
5	1.55	X	1.20	X	1	=	1.86	SQMT
6	5.50	X	2.25	X	1	=	12.38	SQMT
7	7.00	X	2.45	X	1	=	17.15	SQMT
8	7.40	X	1.20	X	1	=	33.00	SQMT
9	7.40	X	1.20	X	1	=	8.88	SQMT
10	3.80	X	1.55	X	1	=	11.78	SQMT
11	4.85	X	0.30	X	1	=	2.91	SQMT
12	5.25	X	1.40	X	2	=	17.50	SQMT
13	1.25	X	1.25	X	1	=	3.38	SQMT
14	3.50	X	1.55	X	2	=	10.85	SQMT
15	6.70	X	2.25	X	1	=	15.08	SQMT
16	3.80	X	2.45	X	1	=	9.43	SQMT
17	7.40	X	1.25	X	1	=	9.81	SQMT
18	4.10	X	1.80	X	1	=	14.94	SQMT
19	1.50	X	1.50	X	1	=	3.75	SQMT
20	3.80	X	2.45	X	1	=	4.20	SQMT
21	5.65	X	1.55	X	1	=	11.81	SQMT
TOTAL AREA						=	191.82	SQMT
BALCONY AREA CALCULATION								
ADDITION:								
B1	3.13	X	1.20	X	1	=	3.76	SQMT
B2	3.12	X	1.20	X	1	=	3.74	SQMT
B3	3.03	X	0.75	X	1	=	9.10	SQMT
B4	3.13	X	1.50	X	1	=	9.39	SQMT
B5	2.12	X	1.50	X	1	=	5.30	SQMT
B6	3.03	X	1.30	X	1	=	8.64	SQMT
B7	3.03	X	0.80	X	1	=	6.06	SQMT
TOTAL AREA						=	50.07	SQMT
NET BUILT- UP AREA						=	565.81	SQMT
10% PERM. BALCONY AREA						=	43.19	SQMT
PROPOSED BALCONY AREA						=	50.07	SQMT
EXCESS BALCONY AREA						=	6.87	SQMT
TOTAL BUILT- UP AREA						=	615.68	SQMT

BUILT- UP AREA CALCULATION OF 18TH (PT.) FLOOR								
ADDITION:								
A	16.95	X	6.60	X	1	=		127.68 SQMT
TOTAL AREA						=		127.68 SQMT
ADDITION:								
1	3.05	X	0.30	X	1	=	1.86	SQMT
2	3.35	X	0.75	X	1	=	2.51	SQMT
3	2.85	X	0.33	X	1	=	1.00	SQMT
4	6.25	X	0.75	X	1	=	4.69	SQMT
5	3.05	X	0.44	X	1	=	1.34	SQMT
6	1.55	X	1.55	X	1	=	2.09	SQMT
7	5.50	X	2.45	X	1	=	13.48	SQMT
8	1.50	X	0.20	X	1	=	0.30	SQMT
9	4.25	X	0.95	X	1	=	5.04	SQMT
10	3.85	X	2.45	X	1	=	9.43	SQMT
TOTAL AREA						=	42.75	SQMT
BALCONY AREA CALCULATION								
ADDITION:								
B1	3.13	X	1.20	X	1	=	3.76	SQMT
B2	3.12	X	1.20	X	1	=	3.74	SQMT
TOTAL AREA						=	7.50	SQMT
NET BUILT- UP AREA						=	77.43	SQMT
10% PERM. BALCONY AREA						=	7.74	SQMT
PROPOSED BALCONY AREA						=	7.50	SQMT
EXCESS BALCONY AREA						=	0.00	SQMT
TOTAL BUILT- UP AREA						=	77.43	SQMT

LINE AREA DIAGRAM OF 18TH(PT.) FLOOR (SALE)
Scale 1:300

BUILT- UP AREA CALCULATION OF TYPICAL FLR. (MHADA) 2nd(pt.) TO 6th(pt.), 8th(pt.) TO 10th(pt.), 12th(pt.) TO 14th(pt.) FLRS.								
ADDITION:								
1	4.70	X	3.20	X	1	=	30.08	SQMT
2	3.05	X	2.40	X	2	=	20.54	SQMT
3	3.25	X	1.50	X	1	=	9.75	SQMT
4	3.50	X	3.05	X	1	=	21.35	SQMT
5	1.75	X	2.40	X	1	=	6.48	SQMT
TOTAL AREA						=	87.20	SQMT

LINE AREA DIAGRAM OF TYPICAL FLOOR (MHADA)
2nd(pt.) TO 6th(pt.), 8th(pt.) TO 10th(pt.), 12th(pt.) TO 14th(pt.) FLRS.
Scale 1:300

REFUGE FLOOR PLAN (7TH FLOOR)
Scale 1:100

LINE AREA DIAGRAM OF REFUGE FLOOR (7TH FLR.-SALE)
Scale 1:300

18TH (PT.) FLOOR PLAN
Scale 1:100

STAIRCASE AREA CALCULATION OF TYPICAL FLOOR								
ADDITION:								
S1	3.67	X	4.45	X	1	=	12.17	SQMT
S2	1.95	X	2.60	X	1	=	4.94	SQMT
S3	3.28	X	0.15	X	1	=	9.34	SQMT
S4	1.20	X	3.45	X	1	=	5.67	SQMT
S5	1.70	X	2.60	X	1	=	4.42	SQMT
S6	4.47	X	2.75	X	1	=	12.29	SQMT
S7	14.80	X	2.38	X	1	=	35.22	SQMT
S8	15.18	X	0.37	X	1	=	5.61	SQMT
S9	3.50	X	4.73	X	1	=	16.56	SQMT
S10	6.81	X	3.77	X	1	=	17.35	SQMT
S11	1.88	X	5.65	X	1	X	2	=	21.34	SQMT
S12	1.75	X	4.00	X	1	X	2	=	17.51	SQMT
TOTAL STAIRCASE AREA							=	121.12	SQMT

STAIRCASE AREA DIAGRAM OF TYPICAL FLOOR
Scale 1:200

REFUGE AREA CALCULATION								
ADDITION:								
R1	1.10	X	3.20	X	1	X 1	=	3.52 SQMT
R2	2.40	X	3.80	X	1	X 1	=	9.12 SQMT
R3	2.70	X	3.60	X	1	X 1	=	9.72 SQMT
R4	2.85	X	2.45	X	1	X 1	=	6.98 SQMT
R5	6.25	X	4.70	X	1	X 1	=	29.38 SQMT
R6	2.60	X	4.70	X	1	X 1	=	12.22 SQMT
R7	1.30	X	1.50	X	1	X 1	=	2.25 SQMT
R8	0.80	X	4.26	X	1	X 1	=	3.41 SQMT
R9	2.25	X	4.11	X	1	X 1	=	9.25 SQMT
R10	1.35	X	2.40	X	1	X 1	=	3.24 SQMT
R11	1.50	X	1.65	X	1	X 1	=	2.47 SQMT
R12	1.35	X	3.00	X	1	X 1	=	4.05 SQMT
R13	2.40	X	4.11	X	1	X 1	=	9.86 SQMT
R14	1.75	X	3.51	X	1	X 1	=	6.14 SQMT
R15	1.35	X	3.36	X	1	X 1	=	4.54 SQMT
R16	2.45	X	0.44	X	1	X 1	=	1.08 SQMT
TOTAL AREA							=	117.23 SQMT

LINE AREA DIAGRAM OF REFUGE AREA
Scale 1:200

REFUGE FLOOR PLAN (11TH & 16TH FLOORS)
Scale 1:100

BUILT- UP AREA CALCULATION OF REFUGE FLOOR 11TH FLOOR (SALE)								
ADDITION:								
A	19.95	X	16.40	X	1	X 1	=	327.18SQMT
B	19.95	X	7.75	X	1	X 1	=	154.61 SQMT
C	9.30	X	8.65	X	1	X 2	=	160.89 SQMT
TOTAL AREA							=	642.68SQMT
ADDITION:								
1	3.55	X	0.50	X	1	X 1	=	1.98 SQMT
2	3.35	X	0.75	X	1	X 1	=	2.51 SQMT
3	2.85	X	0.35	X	1	X 1	=	1.00 SQMT
4	6.40	X	0.75	X	1	X 1	=	4.80 SQMT
5	6.85	X	3.78	X	1	X 1	=	25.89 SQMT
6	5.50	X	2.43	X	1	X 1	=	13.31 SQMT
7	7.00	X	2.45	X	1	X 1	=	17.15 SQMT
8	3.80	X	1.55	X	1	X 2	=	11.78 SQMT
9	1.55	X	1.35	X	1	X 2	=	4.19 SQMT
10	4.85	X	0.30	X	1	X 2	=	2.91 SQMT
11	6.25	X	1.40	X	1	X 2	=	17.50 SQMT
12	7.45	X	1.25	X	1	X 1	=	9.31 SQMT
13	6.25	X	3.20	X	1	X 1	=	20.00 SQMT
14	1.35	X	1.35	X	1	X 2	=	3.38 SQMT
15	3.50	X	1.55	X	1	X 2	=	10.85 SQMT
16	6.70	X	2.25	X	1	X 1	=	15.08 SQMT
17	3.85	X	2.45	X	1	X 1	=	9.43 SQMT
18	7.45	X	1.25	X	1	X 1	=	9.31 SQMT
19	4.15	X	1.80	X	1	X 2	=	14.94 SQMT
20	1.50	X	1.25	X	1	X 1	=	3.75 SQMT
21	4.50	X	0.30	X	1	X 4	=	4.20 SQMT
22	3.65	X	1.05	X	1	X 2	=	11.87 SQMT
TOTAL AREA							=	215.13SQMT
BALCONY AREA CALCULATION								
ADDITION:								
B1	3.13	X	1.20	X	1	X 1	=	3.76 SQMT
B2	3.27	X	1.20	X	1	X 1	=	3.92 SQMT
B3	3.05	X	0.75	X	1	X 4	=	9.15 SQMT
B4	3.13	X	1.50	X	1	X 2	=	9.39 SQMT
B5	3.12	X	1.50	X	1	X 2	=	9.36 SQMT
B6	3.00	X	1.35	X	1	X 2	=	8.64 SQMT
B7	3.35	X	0.90	X	1	X 2	=	6.03 SQMT
TOTAL AREA							=	377.31SQMT
NET BUILT- UP AREA							=	377.31SQMT
10% PERM. BALCONY AREA							=	37.73 SQMT
PROPOSED BALCONY AREA							=	50.25 SQMT
EXCESS BALCONY AREA							=	12.52 SQMT
TOTAL BUILT- UP AREA							=	389.83SQMT

BUILT- UP AREA CALCULATION OF REFUGE FLOOR 16TH FLOOR (SALE)								
ADDITION:								
A	19.95	X	16.40	X	1	X 1	=	327.18SQMT
B	19.95	X	7.75	X	1	X 1	=	154.61 SQMT
C	9.30	X	8.63	X	1	X 2	=	160.89 SQMT
TOTAL AREA							=	642.68SQMT
ADDITION:								
1	3.55	X	0.50	X	1	X 1	=	1.98 SQMT
3	3.35	X	0.75	X	1	X 1	=	2.51 SQMT
3	2.85	X	0.35	X	1	X 1	=	1.00 SQMT
4	6.40	X	0.75	X	1	X 1	=	4.80 SQMT
5	6.85	X	3.78	X	1	X 1	=	25.89 SQMT
6	5.50	X	2.42	X	1	X 1	=	13.31 SQMT
7	7.00	X	2.45	X	1	X 1	=	17.15 SQMT
8	3.80	X	1.55	X	1	X 2	=	11.78 SQMT
9	1.55	X	1.35	X	1	X 2	=	4.19 SQMT
10	4.85	X	0.30	X	1	X 2	=	2.91 SQMT
11	6.25	X	1.40	X	1	X 2	=	17.50 SQMT
12	7.45	X	1.25	X	1	X 1	=	9.31 SQMT
13	6.25	X	3.20	X	1	X 1	=	20.00 SQMT
14	1.25	X	1.35	X	1	X 2	=	3.38 SQMT
15	3.50	X	1.55	X	1	X 2	=	10.85 SQMT
16	6.70	X	2.25	X	1	X 1	=	15.08 SQMT
17	3.85	X	2.45	X	1	X 1	=	9.43 SQMT
18	7.45	X	1.25	X	1	X 1	=	9.31 SQMT
19	3.20	X	0.75	X	1	X 4	=	9.60 SQMT
20	3.05	X	0.45	X	1	X 2	=	2.75 SQMT
21	2.40	X	0.90	X	1	X 2	=	4.32 SQMT
22	2.25	X	1.75	X	1	X 2	=	7.88 SQMT
23	4.15	X	1.80	X	1	X 2	=	14.94 SQMT
24	1.50	X	1.25	X	1	X 2	=	3.75 SQMT
25	3.50	X	0.30	X	1	X 4	=	4.20 SQMT
26	5.65	X	1.05	X	1	X 2	=	11.87 SQMT
TOTAL AREA							=	232.07SQMT
BALCONY AREA CALCULATION								
ADDITION:								
B1	3.13	X	1.20	X	1	X 1	=	3.76 SQMT
B2	3.27	X	1.20	X	1	X 1	=	3.92 SQMT
B3	3.05	X	0.75	X	1	X 4	=	9.15 SQMT
B4	3.13	X	1.50	X	1	X 2	=	9.39 SQMT
B5	3.12	X	1.50	X	1	X 2	=	9.36 SQMT
B6	3.00	X	1.35	X	1	X 2	=	8.64 SQMT
B7	3.35	X	0.90	X	1	X 2	=	6.03 SQMT
TOTAL AREA							=	50.25 SQMT
NET BUILT- UP AREA							=	462.51SQMT
10% PERM. BALCONY AREA							=	46.25 SQMT
PROPOSED BALCONY AREA							=	50.25 SQMT
EXCESS BALCONY AREA							=	4.00 SQMT
TOTAL BUILT- UP AREA							=	466.51SQMT

LINE AREA DIAGRAM OF REFUGE FLOOR (7TH FLOOR) (SALE)
Scale 1:200

LINE AREA DIAGRAM OF REFUGE FLOOR (16TH FLOOR)
Scale 1:200

STAIRCASE AREA CALCULATION OF TYPICAL FLOOR								
ADDITION:								
S1	2.87	X	4.40	X	1	X 2	=	25.24 SQMT
S2	1.68	X	2.60	X	1	X 2	=	8.74 SQMT
S3	2.28	X	0.33	X	1	X 2	=	0.68 SQMT
S4	1.50	X	2.45	X	1	X 2	=	7.35 SQMT
S5	1.70	X	2.60	X	1	X 2	=	8.84 SQMT
S6	4.47	X	2.75	X	1	X 2	=	24.59 SQMT
S7	15.53	X	2.38	X	1	X 1	=	36.96 SQMT
S8	16.27	X	0.37	X	1	X 1	=	6.02 SQMT
S9	3.50	X	4.73	X	1	X 1	=	16.56 SQMT
S10	6.81	X	2.57	X	1	X 1	=	17.50 SQMT
S11	1.88	X	5.65	X	1	X 2	=	21.24 SQMT
S12	1.75	X	4.90	X	1	X 2	=	17.15 SQMT
S13	2.45	X	3.23	X	1	X 1	=	7.91 SQMT
S14	5.75	X	1.33	X	1	X 1	=	7.76 SQMT
S15	2.75	X	10.45	X	1	X 1	=	28.74 SQMT
S16	4.25	X	1.80	X	1	X 1	=	7.65 SQMT
TOTAL STAIRCASE AREA							=	243.35SQMT

STAIRCASE AREA DIAGRAM OF TYPICAL FLOOR
Scale 1:200

Amended

Plans are approved Subject to conditions
Prescribed in Permit No. VP/ 3051/2018/ 105
TMC/TP-DP/TP(2)/ 2174/17 Dated: 5/3/2018

Deputy Engineer (TBD)

Executive Engineer (TDD)

Thane Municipal Corporation
The City of Thane

सावधान

१)वेळोवर जमाबाजूबाबत बांधकाम व कारणे संबंध विकास नियंत्रण नियम्मावलीनुसार आवश्यक त्या घरासाठ्या व वेळ बांधकाम वापर परवानगी, तसारण्ह प्रयोजन व त्यापर स्थळ अधिकाऱ्यांची कायम ५.१ अनुज्ञप्ति प्रमाणपत्र मुळत असो. त्यासाठी जारदीत ८.८.१ व वर्ष वेळ व स. ४००१- दंड होऊ शकते.

PROFORMA – II 6

CONTENTS OF SHEETS

BLDG. NO.-1

BASE-(+)LOWER GROUND+ GROUND+1ST+ 2ND TO 16TH(F.) FLOORS

REFUGE FLOOR PLAN, AREA LINE DIAGRAM, BUILT-UP AREA CALCULATION.

STAIRCASE AREA DIAGRAM & CALCULATION.

STAMP OF RECEIPT OF PLAN

DESCRIPTION

PROPOSED BLDG. LAYOUT ON PLOT BEARING :- OLD S.NO. - 235Bpt
NEW S.NO. - 104/17 AT VILLAGE - BALKUM, THANE.

NAME & SIGNATURE OF OWNERS/POAH

FOR,

M/S. RAJLAXMI DEVELOPERS,
1,MAHYAR MEHEDAN,
NEAR ST.BLAISE GHURCH,
CEASER ROAD,ANDHERI(W),
MUMBAI-400 058., FAX. 02267220358.

ARCHITECT

TRUE COPY

10 FOLDS
ARCHITECTS & CONSULTANTS
B-101, Dev Carpere, Opp. Codbury Signal,
Thone (W) 400 601. Tel. : 022--41008682 / 83 / 84
Email : 10foldsarchitects@gmail.com

	SCALE	DRAWN BY	ARJUN
	DATE	CHECKED	KULDEEP
	JOB NO.		
NORTH	PATH		

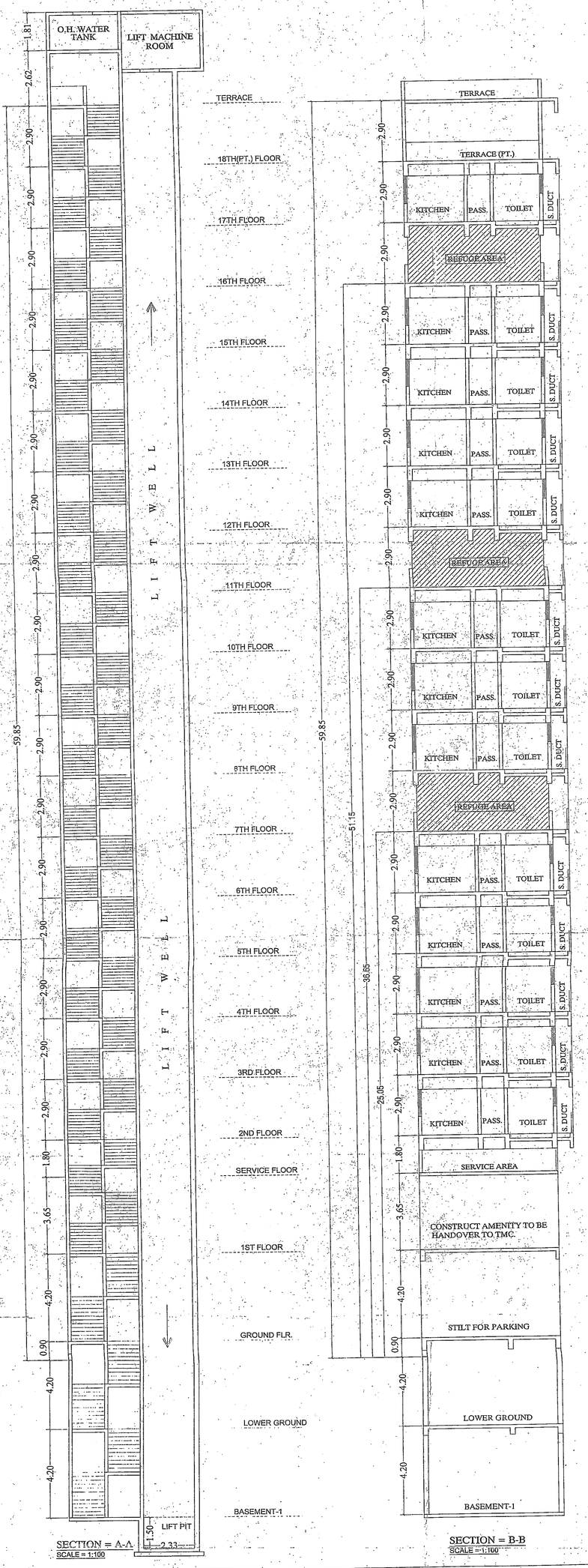

SECTION = A-A
SCALE = 1:100

SECTION = B-B
SCALE = 1:100

PROFORMA - II 7

CONTENTS OF SHEETS

BLDG. NO.-1

BASE-1+LOWER GROUND+ GROUND+1ST+ 2ND TO 18TH(PT.) FLOORS

SECTION = A-A & B-B

STAMP OF APPROVAL OF PLAN

Amended Plans are approved Subject to conditions
Prescribed in Permit No. VP.....S05/0008/08
TMC/TD-DP/TPS/...2176/17 Dated.....5/5/2017

Deputy Engineer (TDD)
Executive Engineer (TDD)
Thane Municipal Corporation
The City of Thane

सावधान
मंजूर नकाशानुसार बांधकाम न करणे तसेच विकास नियंत्रण नियमावलीनुसार आवश्यक त्या परवानग्या न घेता बांधकाम वापर करणे, महाराष्ट्र प्रदेशिक व नगर रचना अधिनियमाचे कलम ५२ [illegible] दखलपात्र गुन्हा आहे. त्यासाठी जास्तीत [illegible] वर्षे कैद व रु. ५०००/- दंड होऊ शकतो.

STAMP OF RECEIPT OF PLAN

DESCRIPTION

PROPOSED BLDG. LAYOUT ON PLOT BEARING : - OLD S.NO. - 235Bpt
NEW S.NO. - 104/17 AT VILLAGE - BALKUM, THANE.

NAME & SIGNATURE OF OWNERS/POAH

FOR,

M/S. RAJLAXMI DEVELOPERS,
1,MAYFAIR MERIDIAN,
NEAR ST.BLAISE GHURCH,
CEASER ROAD,ANDHERI(W)
MUMBAI-400 058., FAX. 02267232358.

ARCHITECT

10 FOLDS
ARCHITECTS & CONSULTANTS
B-101, Dev Corpora, Opp. Cadbury Signal,
Thane (W) 400 601. Tel. : 022-41008682 / 83 / 84
Email : 10foldsarchitects@gmail.com

TRUE COPY
Architect

SCALE		DRAWN BY	ARJUN
DATE		CHECKED	KULDEEP
JOB NO.			
PATH			

NORTH