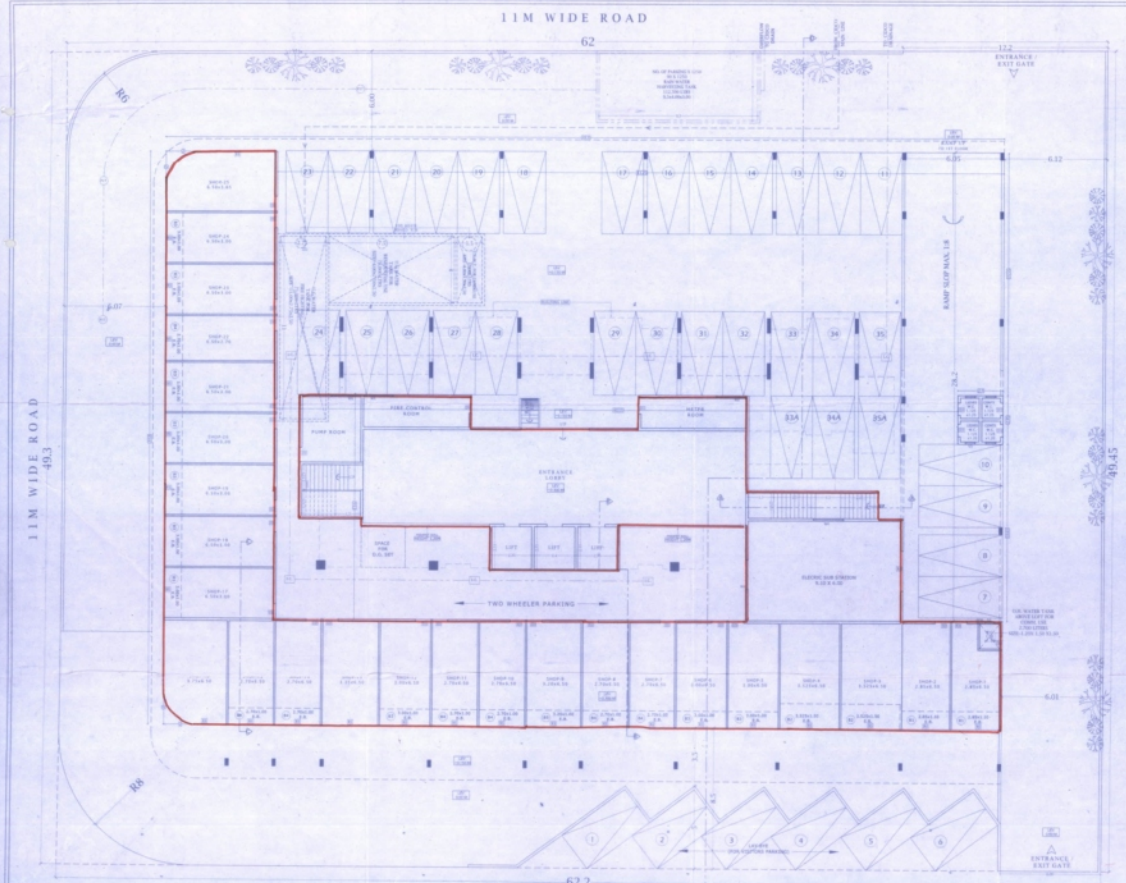

GROUND FLOOR PLAN

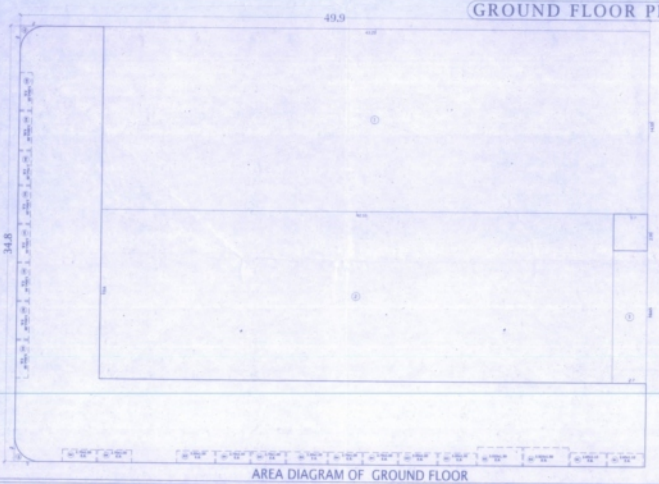

AREA DIAGRAM OF GROUND FLOOR

GROUND FLOOR AREA CALCULATION (COMM.)			
AREA OF BLOCK		GROSS AREA	
1 M-WING	1	1	1776.92 M²	1776.92	1	1776.92 M²
DEDUCTIONS				10% PERMISSIBLE BALCONY		
1 SQ.FOR	1	1	324.286 M²	1776.92 / 1324.286	1	535.284 M²
2 SQ.FOR	1	1	332.286 M²			
3 SQ.FOR	1	1	34.775 M²	BUILT UP AREA FOR FSI		
4 AREA OF RAMP			1	1	1	1
TOTAL DEDUCTION			1051.346 M²			BUILT UP AREA :- 498.765 M²
BALCONY DEDUCTIONS						
SQ. 2.900	x	1.900	5	=	26.505 M²	
SQ. 2.900	x	1.900	5	=	26.505 M²	
SQ. 2.900	x	1.900	5	=	26.505 M²	
SQ. 2.900	x	1.900	5	=	26.505 M²	
SQ. 2.900	x	1.900	5	=	26.505 M²	
TOTAL BALCONY					88.348 M²	

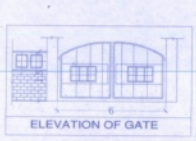

ELEVATION OF GATE

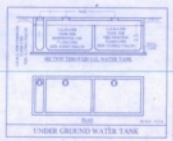

UNDER GROUND WATER TANK

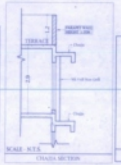

CHASS SECTION

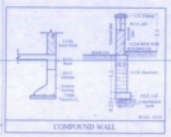

COMPOUND WALL

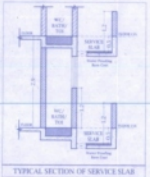

TYPICAL SECTION OF SERVICE SLAB

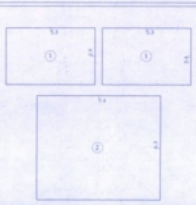

AREA DIAGRAM OF STAIRCASE
(2ND TO 14TH FLOOR)

AREA CAL OF STRIRCASE 2ND TO14TH

AREA OF BLOCK							
1	5.300	x	3.400	x	2	=	36.040 M²
2	7.400	x	6.300	x	1	=	46.620 M²
BUILT UP AREA							82.660 M²

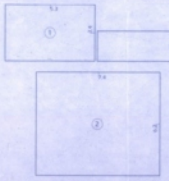

AREA DIAGRAM OF STAIRCASE
(GROUND FLOOR)

AREA CAL OF STRIRCASE GROUND FLOOR

AREA OF BLOCK							
1	5.300	x	3.400	x	1	=	18.020 M²
2	7.400	x	6.200	x	1	=	45.880 M²
3	9.400	x	1.825	x	1	=	17.155 M²
BUILT UP AREA							81.055 M²

AREA DIAGRAM OF LOBBY
(3RD TO 14TH FLOOR)

AREA CAL OF LOBBY 3RD TO14TH

AREA OF BLOCK							
1	2.400	x	8.400	x	2	=	40.320 M²
2	5.300	x	2.100	x	2	=	22.260 M²
BUILT UP AREA							62.580 M²

407.096 X 17% =69.206 SQ.MTS.

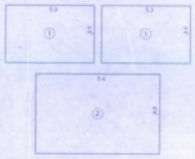

AREA DIAGRAM OF STAIRCASE
(1ST FLOOR)

AREA CAL OF STRIRCASE FIRST FLOOR

AREA OF BLOCK							
1	5.300	x	3.400	x	2	=	36.040 M²
2	7.400	x	4.800	x	1	=	35.520 M²
BUILT UP AREA							71.560 M²

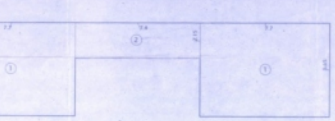

AREA DIAGRAM OF LOBBY
(GROUND FLOOR)

AREA CAL OF LOBBY GROUND

AREA OF BLOCK							
1	7.700	x	5.650	x	2	=	87.010 M²
1	7.400	x	2.150	x	1	=	15.910 M²
BUILT UP AREA							102.920 M²

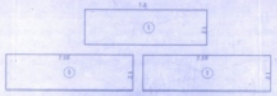

AREA DIAGRAM OF LOBBY
(2ND FLOOR)

AREA CAL OF LOBBY 2ND FLR

AREA OF BLOCK							
1	7.550	x	2.100	x	2	=	31.710 M²
2	7.200	x	2.100	x	1	=	15.120 M²
BUILT UP AREA							46.830 M²

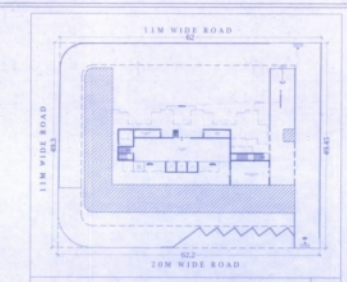

BLOCK PLAN SCALE-1:400

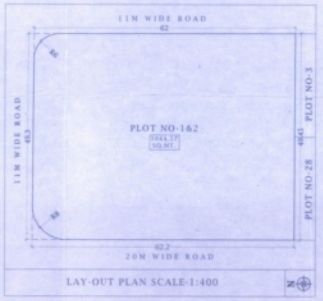

LAY-OUT PLAN SCALE-1:400

STAMP OF APPROVAL OF PLANS

PANVEL MUNICIPAL CORPORATION

Approved Subject to the Condition mentioned in this office letter No. PMC/BP/ 4994
Dt. 27 APR 2016

City Engineer
Panvel Municipal Corporation

पनवेल महानगरपालिका
पनवेल-रायगड

GROUND FLOOR

1. AREA STATEMENT

		SQ.M.
1	AREA OF PLOT	3044.570
2	PERMISSIBLE F.S.I.	1.500
3	PERMISSIBLE BUA	4566.855
4	PROPOSED BUA	4559.702
5	GROUND FLOOR (COMM)	456.765
6	FIRST FLOOR	0.000
7	SECOND FLOOR	0.000
8	THIRD FLOOR	0.000
9	FOURTH FLOOR	407.096
10	FIFTH FLOOR	407.096
11	SIXTH FLOOR	407.096
12	SEVENTH FLOOR	407.096
13	EIGHTH FLOOR	407.096
14	NINTHFLOOR	407.096
15	TENTH FLOOR	407.096
16	ELEVENTH FLOOR	407.096
17	TWELFTH FLOOR	407.096
18	THIRTEENTH FLOOR	315.810
19	FOURTEENTH FLOOR	123.263
20	TOTAL PROPOSED BUA	4559.702
21	BALANCE AREA	7.153
22	F.S.I. CONSUMED	1.499
23	TOTAL PROPOSED RESI. AREA	4102.937
24	TOTAL PROPOSED COMM. AREA	456.765
25	TOTAL HT. OF BLDG. (AS PER GDCR)	44.800
26	TOTAL HT. OF BLDG. (PROPOSED BUILDING)	46.930
27	NO. OF LIFT PROVIDED	3
28	NO. OF COMM. UNIT'S PROVIDED	25
29	NO. OF RESI. UNITS PROVIDED	80
30	NO. OF TREE PROP. TO BE PLANTED	31

2. BUA STATEMENT

FLOOR	BUA SQ.	STAIR	R.C.H.	W.H. SQ.	PRO. SQ.	SAF.	STILT	TOTAL
GROUND	456.765	0.000	0.000	0.000	0.000	0.000	0.000	456.765
1 FIRST	0.000	0.000	0.000	0.000	0.000	0.000	0.000	0.000
2 SECOND	0.000	0.000	0.000	0.000	0.000	0.000	0.000	0.000
3 THIRD	0.000	0.000	0.000	0.000	0.000	0.000	0.000	0.000
4 FOURTH	407.096	0.000	0.000	0.000	0.000	0.000	0.000	407.096
5 FIFTH	407.096	0.000	0.000	0.000	0.000	0.000	0.000	407.096
6 SIXTH	407.096	0.000	0.000	0.000	0.000	0.000	0.000	407.096
7 SEVENTH	407.096	0.000	0.000	0.000	0.000	0.000	0.000	407.096
8 EIGHTH	407.096	0.000	0.000	0.000	0.000	0.000	0.000	407.096
9 NINTH	407.096	0.000	0.000	0.000	0.000	0.000	0.000	407.096
10 TENTH	407.096	0.000	0.000	0.000	0.000	0.000	0.000	407.096
11 ELEVENTH	407.096	0.000	0.000	0.000	0.000	0.000	0.000	407.096
12 TWELFTH	407.096	0.000	0.000	0.000	0.000	0.000	0.000	407.096
13 THIRTEENTH	315.810	0.000	0.000	0.000	0.000	0.000	0.000	315.810
14 FOURTEENTH	123.263	0.000	0.000	0.000	0.000	0.000	0.000	123.263
TOTAL	4559.702	0.000	0.000	0.000	0.000	0.000	0.000	4559.702

3. LIGHT & VENTILATION STATEMENT

ROOM	ROOM M²	REQ. WIN M²	PROV. WIN M²	TYPE OF WIN.	UNIT
LIVING	14.960	2.000	3.675	W1	406
BED 1	12.960	1.620	3.675	W1	406
BED 2	10.950	1.620	4.990	W5	406
KITCHEN	6.960	0.540	3.240	W3	406
TOI	2.520	0.400	1.050	V1	406
BATH	3.360	0.400	0.675	V1	406

4. BALCONY ENCLOSURE PREMIUM

FLOOR	DR.	SIZE	NO.	AREA	FL	RATE	AMOUNT
GR.	SQ.	3.500 x 1.900 x 2	2	= 13.300 M²	2	1400	37240
	SQ.	3.500 x 1.900 x 2	2	= 13.300 M²	2	1400	37240
	SQ.	3.500 x 1.900 x 2	2	= 13.300 M²	2	1400	37240
	SQ.	3.700 x 1.900 x 2	2	= 14.060 M²	2	1400	39368
	SQ.	3.700 x 1.900 x 2	2	= 14.060 M²	2	1400	39368
4TH TO 10TH	SQ.	3.700 x 1.900 x 2	8	= 56.240 M²	2	1400	157472
	SQ.	2.100 x 1.900 x 2	8	= 31.920 M²	2	1400	89376
	SQ.	3.500 x 1.900 x 2	8	= 53.200 M²	2	1400	148960
	SQ.	3.500 x 1.900 x 2	8	= 53.200 M²	2	1400	148960
	SQ.	3.700 x 1.900 x 2	8	= 56.240 M²	2	1400	157472
11TH & 12TH	SQ.	3.500 x 1.900 x 2	4	= 26.600 M²	2	1400	74480
	SQ.	3.700 x 1.900 x 2	4	= 28.120 M²	2	1400	78736
13TH	SQ.	3.500 x 1.900 x 2	2	= 13.300 M²	2	1400	37240
	SQ.	3.700 x 1.900 x 2	2	= 14.060 M²	2	1400	39368
	SQ.	2.100 x 1.900 x 2	2	= 7.980 M²	2	1400	22344
14TH	SQ.	3.500 x 1.900 x 2	2	= 13.300 M²	2	1400	37240
	SQ.	3.700 x 1.900 x 2	2	= 14.060 M²	2	1400	39368
	SQ.	2.100 x 1.900 x 2	2	= 7.980 M²	2	1400	22344
TOTAL							310400

5. DOOR / WINDOW SCHEDULE

DOOR	SIZE	TYPE	WINDOW	SIZE	TYPE
D1	0.900	SQ. W. HARDWOOD DOOR	W1	0.750 (H)x1.200 (L)	SLIDING WIN.
D2	0.750	SQ. W. HARDWOOD DOOR	W2	0.750 (H)x1.200 (L)	SLIDING WIN.
D3	0.750	SQ. W. HARDWOOD DOOR	W3	0.750 (H)x1.200 (L)	SLIDING WIN.
D4	0.900	SQ. W. SINGLE LEAF SHUTTER	W4	0.750 (H)x1.200 (L)	SLIDING WIN.
D5	0.900	SQ. W. SINGLE LEAF SHUTTER	W5	1.800 (H)x1.200 (L)	SLIDING WIN.
D6	0.900	SQ. W. SINGLE LEAF SHUTTER	W6	1.800 (H)x1.200 (L)	SLIDING WIN.
D7	0.900	SQ. W. SINGLE LEAF SHUTTER	W7	0.900 (H)x1.200 (L)	SLIDING WIN.
D8	0.900	SQ. W. SINGLE LEAF SHUTTER	W8	0.900 (H)x1.200 (L)	SLIDING WIN.
D9	0.900	SQ. W. SINGLE LEAF SHUTTER	W9	0.900 (H)x1.200 (L)	SLIDING WIN.
D10	0.900	SQ. W. SINGLE LEAF SHUTTER	W10	0.900 (H)x1.200 (L)	SLIDING WIN.

PROJECT

DEVELOPMENT PERMISSION FOR PROPOSED RESIDENTIAL CUM COMMERCIAL BUILDING ON PLOT NO - 1&2, SECTOR - 7, NEW PANVEL NAVI MUMBAI.

CERTIFICATE OF [illegible]

Signature of Architect/Licensed [illegible] structural engineer/Supervisor

M/S. SAIRAMA HOUSING ESTATES PVT LTD.

ARCHITECTS

Name of certificate to be signed by the Architect / Licensed engineer / Structural Engineer/Supervisor employed by the Applicant

I, Owner / Developer / Since been employed by the Applicant as the Architect / Licensed engineer / Structural Engineer/Supervisor for the proposed work in the plan and / or having secret now / have personally verified and checked all the statement made by the applicant who is the owner/lessee in possession of the plot as in the above form and hereof them to be correct.

Date:

Signature of Owner/Developer/Licensed engineer

ATUL PATEL ARCHITECTS

Studio #1209, The Landmark, Plot No. 24A, Sector - 7, Kharghar, Navi Mumbai - 410210

E-mail:info@atulpatelarchitects.com T-022 - 27749441 - 42

Name of Owner

Job No.	Dwg. No.	Scale	Project No.	Created On	
					1/6

6. WATER CAPACITY CALCULATION

[illegible]

7. PARKING STATEMENT

PARKING STATEMENT	TENAMENTS NOS.	PARKING REQ.	PARKING PROV.
1. NOS OF TENAMENTS (UPTO 60 M²)	80	40	40
2. NOS OF TENAMENTS (UPTO 60 M²)	25	24.500	24
3. NOS OF TENAMENTS (ABOVE 60 M²)	25	61.000	26
4. PARKING FOR LUXURY I. NO. PER 60 M²	325.00	5.500	5
5. VISITORS PARKING	-	6.000	6
10% OF TOTAL PARKING PROVIDED			10
TOTAL PROP. PARKING		36.000	36