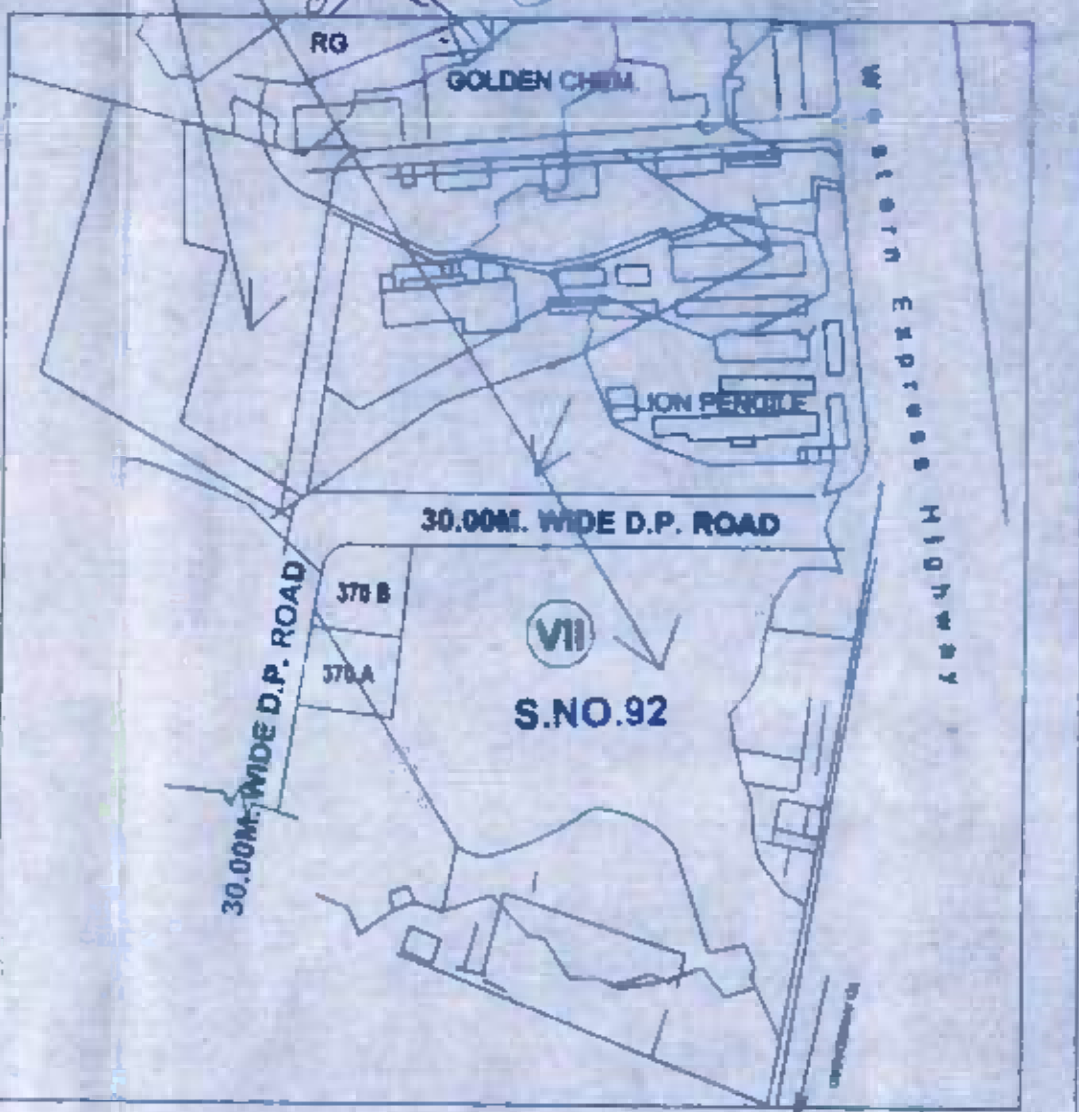




सिटी - माईर मदनमाराडिक



LOCATION PLAN

Table with 2 columns: PROFORMA 'A' and AREA IN SQ.MTS. Rows include Plot A Total Area, Golden Chemical, Lion Pench, and Plot B Total Area.

Table with 2 columns: PROFORMA 'A' and AREA IN SQ.MTS. Rows include Area Statement of Plot B, Total Plot Area, Deduction for Set Back Area, and Deduction for Recreation Ground.

Table with 2 columns: PROFORMA 'A' and AREA IN SQ.MTS. Rows include Total Area, F.S.I. Consumed, Balance F.S.I., and Permissible Floor Area.

Table with 2 columns: PROFORMA 'B' and DESCRIPTION OF PROPERTY. Rows include Contents of Sheet, Description of Property, and Notes regarding boundary work and floor levels.

Table with 2 columns: PROFORMA 'B' and DESCRIPTION OF PROPERTY. Rows include Name and Address of Owner, and a signature line for the architect.

Table: PHASE - I (LAYOUT PLAN) SHEET NO. 01/14. Includes columns for Wing, Ground Floor, Typical Floor Area, and Total in sq.mts.

Table: TOTAL R.G. CALCULATION FOR PHASE - I. Includes columns for R.G. No., Area in sq.m., and Total.

Table: TOTAL R.G. CALCULATION FOR PHASE - II. Includes columns for R.G. No., Area in sq.m., and Total.

Table: TOTAL GRANT GROSS AREA. Includes columns for various floor areas and a total sum.

Table: TOTAL GRANT GROSS AREA. Includes columns for various floor areas and a total sum.

Table: TOTAL GRANT GROSS AREA. Includes columns for various floor areas and a total sum.

Table: TOTAL GRANT GROSS AREA. Includes columns for various floor areas and a total sum.

Table: TOTAL GRANT GROSS AREA. Includes columns for various floor areas and a total sum.

Table: R.G. CALCULATION FOR PAVED R.G. NO. 1 PHASE - I. Includes columns for Units, Dimension, Area in sq.m., and Total.

Table: R.G. CALCULATION FOR PAVED R.G. NO. 2 PHASE - I. Includes columns for Units, Dimension, Area in sq.m., and Total.

Table: R.G. CALCULATION FOR PAVED R.G. NO. 3 PHASE - I. Includes columns for Units, Dimension, Area in sq.m., and Total.

Table: R.G. CALCULATION FOR PAVED R.G. NO. 4 PHASE - I. Includes columns for Units, Dimension, Area in sq.m., and Total.

Table: R.G. CALCULATION FOR PAVED R.G. NO. 1 PHASE - II. Includes columns for Units, Dimension, Area in sq.m., and Total.

Table: R.G. CALCULATION FOR PAVED R.G. NO. 2 PHASE - II. Includes columns for Units, Dimension, Area in sq.m., and Total.

Table: R.G. CALCULATION FOR PAVED R.G. NO. 3 PHASE - II. Includes columns for Units, Dimension, Area in sq.m., and Total.

Table: R.G. CALCULATION FOR PAVED R.G. NO. 4 PHASE - II. Includes columns for Units, Dimension, Area in sq.m., and Total.

Table: PARKING AREA STATEMENT (WING - A TO F). Includes columns for Carpet Area, Total No. of Flats, and Proposed Parking.

Table: TOTAL PLOT B AREA STATEMENT. Includes columns for Plot Area of S.No. 92 and Plot Area of S.No. 85/5pt.

Table: R.G. CALCULATION FOR PAVED R.G. NO. 1 PHASE - I. Includes columns for Units, Dimension, Area in sq.m., and Total.

Table: R.G. CALCULATION FOR PAVED R.G. NO. 2 PHASE - I. Includes columns for Units, Dimension, Area in sq.m., and Total.

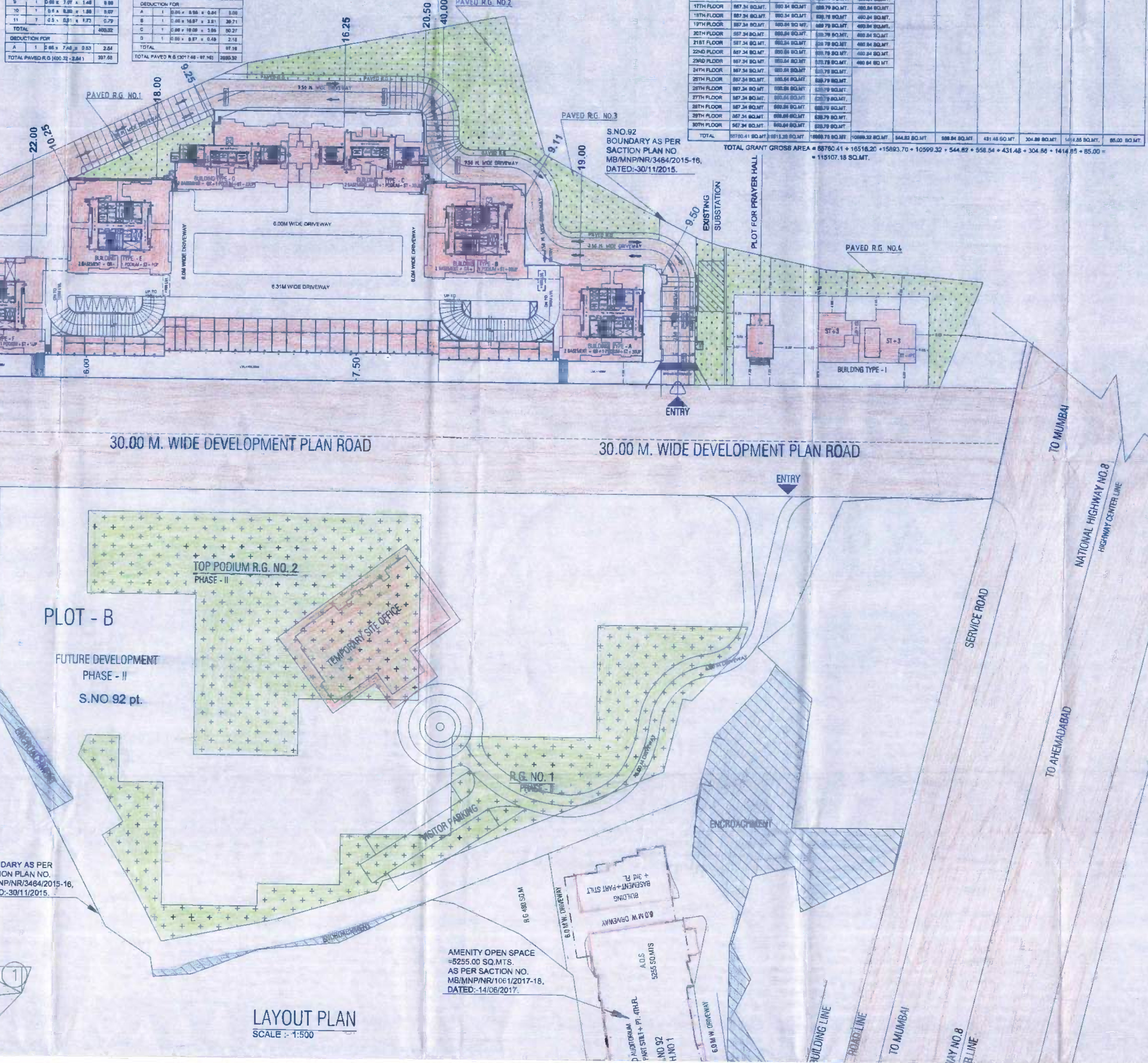
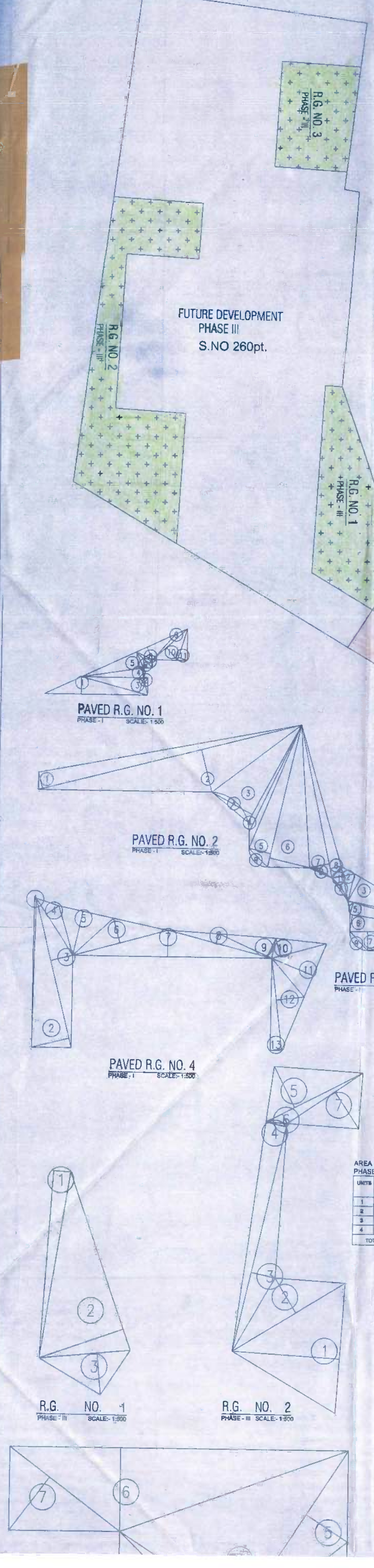
Table: R.G. CALCULATION FOR PAVED R.G. NO. 3 PHASE - I. Includes columns for Units, Dimension, Area in sq.m., and Total.

Table: R.G. CALCULATION FOR PAVED R.G. NO. 4 PHASE - I. Includes columns for Units, Dimension, Area in sq.m., and Total.

Table: R.G. CALCULATION FOR PAVED R.G. NO. 1 PHASE - II. Includes columns for Units, Dimension, Area in sq.m., and Total.

Table: R.G. CALCULATION FOR PAVED R.G. NO. 2 PHASE - II. Includes columns for Units, Dimension, Area in sq.m., and Total.

Table: R.G. CALCULATION FOR PAVED R.G. NO. 3 PHASE - II. Includes columns for Units, Dimension, Area in sq.m., and Total.



LAYOUT PLAN SCALE : 1:500

AMENITY OPEN SPACE = 8255.00 SQ.MTS. AS PER SECTION NO. MB/MNP/NR/3484/2015-16, DATED: 14/06/2017.