
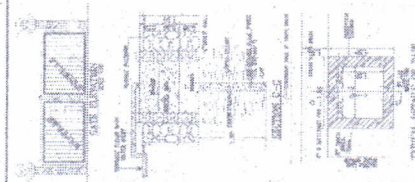

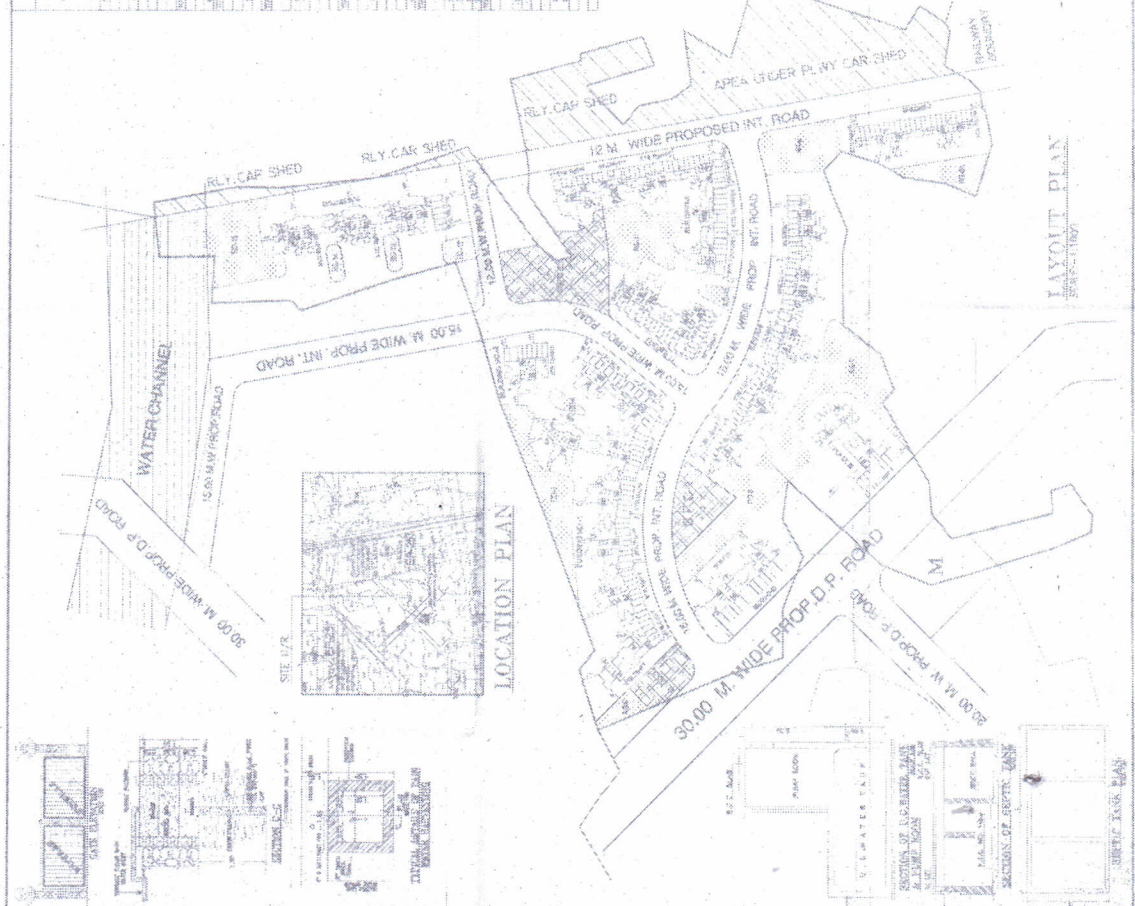


BUILT UP & CONSTRUCTION AREA STATEMENTS

Item No.	Particulars	Quantity	Unit	Rate	Amount
1	Excavation for 1500 M Wide Prop. Int. Road	1500	M	100	150000
2	Excavation for 12 M Wide Prop. Int. Road	1200	M	100	120000
3	Excavation for 3000 M Wide Prop. D.P. Road	3000	M	100	300000
4	Excavation for 1500 M Wide Prop. Road	1500	M	100	150000
5	Excavation for 12 M Wide Prop. Road	1200	M	100	120000
6	Excavation for 3000 M Wide Prop. Road	3000	M	100	300000
7	Excavation for 1500 M Wide Prop. Road	1500	M	100	150000
8	Excavation for 12 M Wide Prop. Road	1200	M	100	120000
9	Excavation for 3000 M Wide Prop. Road	3000	M	100	300000
10	Excavation for 1500 M Wide Prop. Road	1500	M	100	150000
11	Excavation for 12 M Wide Prop. Road	1200	M	100	120000
12	Excavation for 3000 M Wide Prop. Road	3000	M	100	300000
13	Excavation for 1500 M Wide Prop. Road	1500	M	100	150000
14	Excavation for 12 M Wide Prop. Road	1200	M	100	120000
15	Excavation for 3000 M Wide Prop. Road	3000	M	100	300000
16	Excavation for 1500 M Wide Prop. Road	1500	M	100	150000
17	Excavation for 12 M Wide Prop. Road	1200	M	100	120000
18	Excavation for 3000 M Wide Prop. Road	3000	M	100	300000
19	Excavation for 1500 M Wide Prop. Road	1500	M	100	150000
20	Excavation for 12 M Wide Prop. Road	1200	M	100	120000
21	Excavation for 3000 M Wide Prop. Road	3000	M	100	300000
22	Excavation for 1500 M Wide Prop. Road	1500	M	100	150000
23	Excavation for 12 M Wide Prop. Road	1200	M	100	120000
24	Excavation for 3000 M Wide Prop. Road	3000	M	100	300000
25	Excavation for 1500 M Wide Prop. Road	1500	M	100	150000
26	Excavation for 12 M Wide Prop. Road	1200	M	100	120000
27	Excavation for 3000 M Wide Prop. Road	3000	M	100	300000
28	Excavation for 1500 M Wide Prop. Road	1500	M	100	150000
29	Excavation for 12 M Wide Prop. Road	1200	M	100	120000
30	Excavation for 3000 M Wide Prop. Road	3000	M	100	300000

Item No.	Particulars	Quantity	Unit	Rate	Amount
31	Excavation for 1500 M Wide Prop. Road	1500	M	100	150000
32	Excavation for 12 M Wide Prop. Road	1200	M	100	120000
33	Excavation for 3000 M Wide Prop. Road	3000	M	100	300000
34	Excavation for 1500 M Wide Prop. Road	1500	M	100	150000
35	Excavation for 12 M Wide Prop. Road	1200	M	100	120000
36	Excavation for 3000 M Wide Prop. Road	3000	M	100	300000
37	Excavation for 1500 M Wide Prop. Road	1500	M	100	150000
38	Excavation for 12 M Wide Prop. Road	1200	M	100	120000
39	Excavation for 3000 M Wide Prop. Road	3000	M	100	300000
40	Excavation for 1500 M Wide Prop. Road	1500	M	100	150000
41	Excavation for 12 M Wide Prop. Road	1200	M	100	120000
42	Excavation for 3000 M Wide Prop. Road	3000	M	100	300000
43	Excavation for 1500 M Wide Prop. Road	1500	M	100	150000
44	Excavation for 12 M Wide Prop. Road	1200	M	100	120000
45	Excavation for 3000 M Wide Prop. Road	3000	M	100	300000
46	Excavation for 1500 M Wide Prop. Road	1500	M	100	150000
47	Excavation for 12 M Wide Prop. Road	1200	M	100	120000
48	Excavation for 3000 M Wide Prop. Road	3000	M	100	300000
49	Excavation for 1500 M Wide Prop. Road	1500	M	100	150000
50	Excavation for 12 M Wide Prop. Road	1200	M	100	120000



Y-5256/0001/0000/0002/0000/0000



SECTION OF 1500 M WIDE PROP. ROAD
SECTION OF 12 M WIDE PROP. ROAD
SECTION OF 3000 M WIDE PROP. ROAD

LAYOUT PLAN
SCALE: 1:1000