SHEET NO- 05 OF 05

BLDG.NO.4 V.P.NO-

STAMP OF DATE OF RECEIPT OF PLANS

ELEVATION
SCALE 1:100

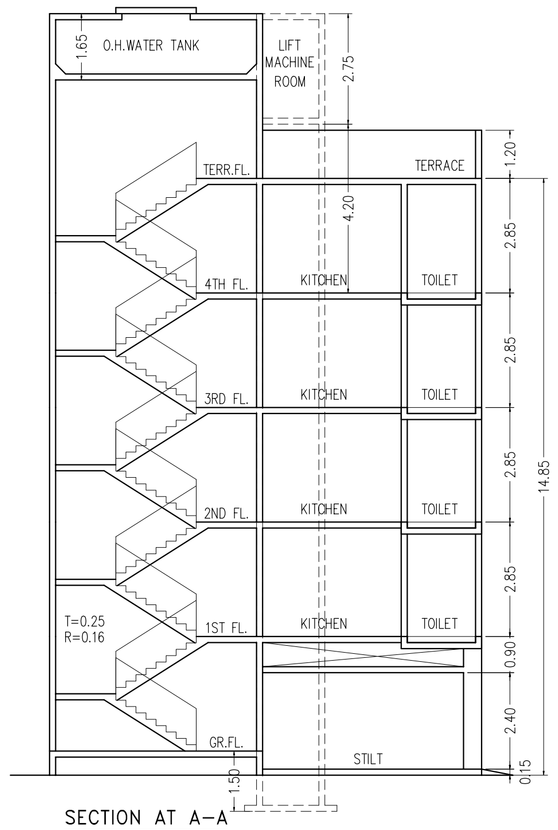

SECTION AT A–A
SCALE 1:100

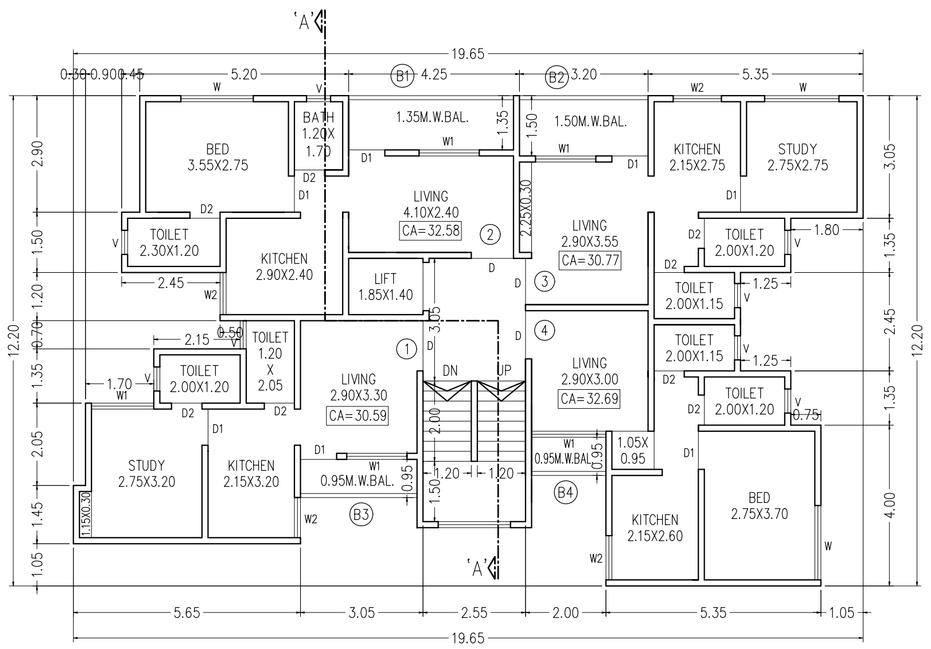

TYPICAL FLOOR PLAN(1ST TO 4TH)
SCALE 1:100

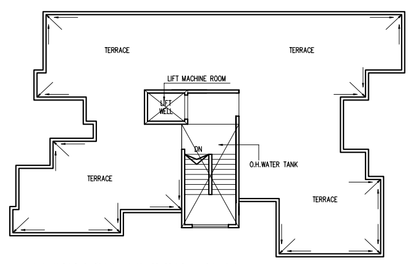

TERRACE FLOOR PLAN
SCALE 1:200

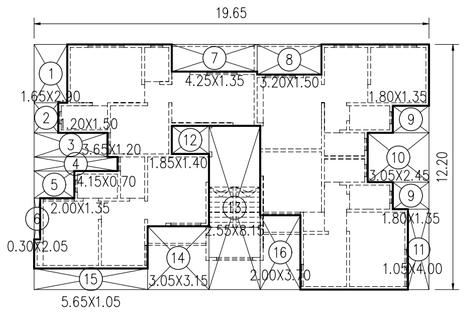

BUILT UP AREA DIAGRAM
1ST TO 4TH FL. SCALE:- 1:200

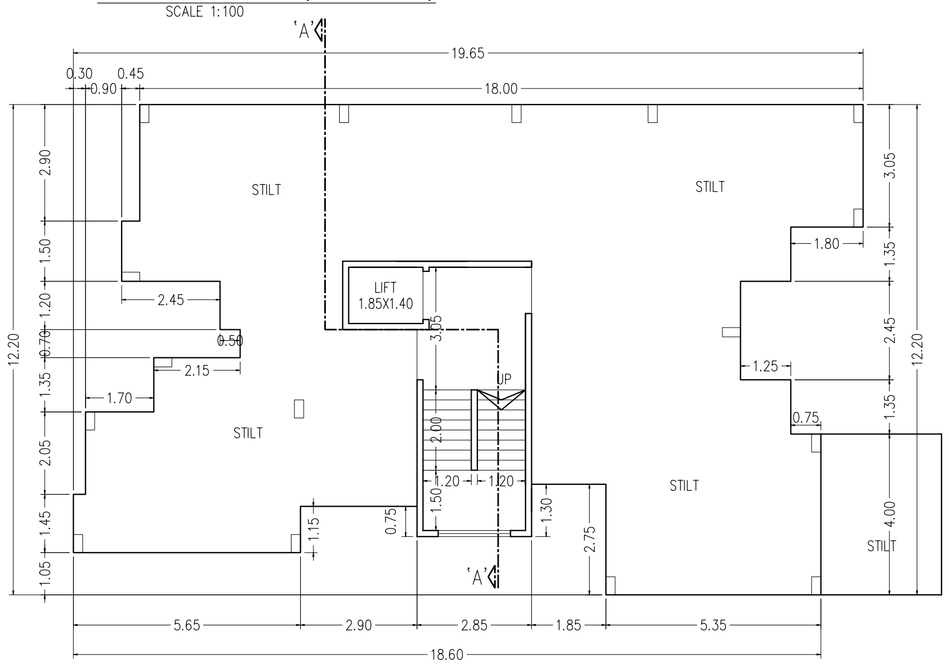

GROUND FLOOR PLAN
SCALE 1:100

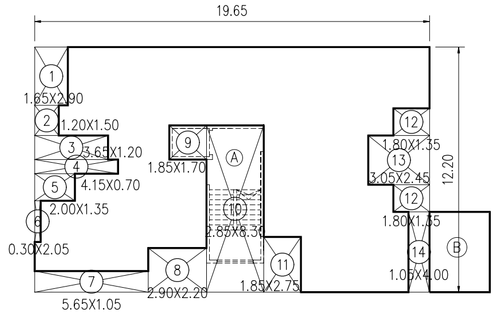

STILT AREA DIAGRAM
GR. FL. SCALE:- 1:200

BUILT UP AREA CALCULATION

1ST TO 4TH FLOOR								
A	19.65	X	12.20	X	1NO	=	239.73	SQ.MT.
TOTAL ADDITION						=	239.73	SQ.MT.

DEDUCTIONS

1	1.65	X	2.90	X	1NO	=	4.79	SQ.MT.
2	1.20	X	1.50	X	1NO	=	1.80	SQ.MT.
3	3.65	X	1.20	X	1NO	=	4.38	SQ.MT.
4	4.15	X	0.70	X	1NO	=	2.91	SQ.MT.
5	2.00	X	1.35	X	1NO	=	2.70	SQ.MT.
6	0.30	X	2.05	X	1NO	=	0.62	SQ.MT.
7	4.25	X	1.35	X	1NO	=	5.74	SQ.MT.
8	3.20	X	1.50	X	1NO	=	4.80	SQ.MT.
9	1.80	X	1.35	X	2NOS	=	4.86	SQ.MT.
10	3.05	X	2.45	X	1NO	=	7.47	SQ.MT.
11	1.05	X	4.00	X	1NO	=	4.20	SQ.MT.
12	1.85	X	1.40	X	1NO	=	2.59	SQ.MT.
13	2.55	X	8.15	X	1NO	=	20.78	SQ.MT.
14	3.05	X	3.15	X	1NO	=	9.61	SQ.MT.
15	5.65	X	1.05	X	1NO	=	5.93	SQ.MT.
16	2.00	X	3.70	X	1NO	=	7.40	SQ.MT.
TOTAL DEDUCTION						=	90.58	SQ.MT.
TOTAL BUILT UP AREA						=	149.15	SQ.MT.

BALCONY AREA CALCULATION

1ST TO 4TH FLOOR								
B1	4.25	X	1.35	X	1NO	=	5.74	SQ.MT.
B2	3.20	X	1.50	X	1NO	=	4.80	SQ.MT.
B3	3.05	X	0.95	X	1NO	=	2.90	SQ.MT.
B4	2.00	X	0.95	X	1NO	=	1.90	SQ.MT.
TOTAL BALCONY AREA						=	15.34	SQ.MT.
PERMISSIBLE BALCONY AREA						=	14.92	SQ.MT.
PROPOSED BALCONY AREA						=	15.34	SQ.MT.
EXCESS BALCONY AREA						=	0.42	SQ.MT.

STILT AREA CALCULATION

GROUND FLOOR								
A	19.65	X	12.20	X	1NO	=	239.73	SQ.MT.
B	3.00	X	4.00	X	1NO	=	12.00	SQ.MT.
						=	251.73	SQ.MT.

DEDUCTIONS

1	1.65	X	2.90	X	1NO	=	4.79	SQ.MT.
2	1.20	X	1.50	X	1NO	=	1.80	SQ.MT.
3	3.65	X	1.20	X	1NO	=	4.38	SQ.MT.
4	4.15	X	0.70	X	1NO	=	2.91	SQ.MT.
5	2.00	X	1.35	X	1NO	=	2.70	SQ.MT.
6	0.30	X	2.05	X	1NO	=	0.62	SQ.MT.
7	5.65	X	1.05	X	1NO	=	5.93	SQ.MT.
8	2.90	X	2.20	X	1NO	=	6.38	SQ.MT.
9	1.85	X	1.70	X	1NO	=	3.15	SQ.MT.
10	2.85	X	8.30	X	1NO	=	23.66	SQ.MT.
11	1.85	X	2.75	X	1NO	=	5.09	SQ.MT.
12	1.80	X	1.35	X	2NOS	=	4.86	SQ.MT.
13	3.05	X	2.45	X	1NO	=	7.47	SQ.MT.
14	1.05	X	4.00	X	1NO	=	4.20	SQ.MT.
TOTAL DEDUCTION						=	77.94	SQ.MT.
TOTAL AREA						=	173.79	SQ.MT.

CARPET AREA STATEMENT

FLAT.NO 1ST TO 4TH FLOOR (1)	AS PER RERA CARPET AREA SQMTS (2)	AS PER DCR CARPET AREA WITHOUT BAL. SQMTS (3)	BALCONY AREA SQMTS (4)
1	32.88	30.59	2.64
2	35.28	32.58	5.24
3	33.28	30.77	4.64
4	35.37	32.69	1.76

STAIRCASE AREA CALCULATION

1ST TO 4TH FLOOR								
1	2.55	X	5.40	X	1NO	=	13.77	SQ.MT.
2	2.70	X	0.55	X	1NO	=	1.49	SQ.MT.
3	2.85	X	0.75	X	1NO	=	2.14	SQ.MT.
TOTAL ADDITION						=	17.40	SQ.MT.

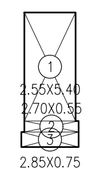

STAIRCASE AREA DIAGRAM
1ST TO 4TH FL. SCALE:- 1:200

STAIRCASE AREA CALCULATION

GROUND FLOOR								
1	1.85	X	1.70	X	1NO	=	3.15	SQ.MT.
2	2.85	X	6.85	X	1NO	=	19.52	SQ.MT.
TOTAL ADDITION						=	22.67	SQ.MT.

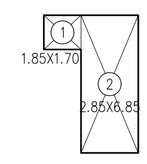

STAIRCASE AREA DIAGRAM
GR. FL. SCALE:- 1:200

SCHEDULE OF DOORS& WINDOWS

TYPE	SIZE	DESCRIPTION
D	1.05X2.10	DOOR
D1	0.90X2.10	PANELLED DOOR
D2	0.75X2.00	DOOR FOR BATH & W.C
W	1.80X1.50	SLIDING WINDOW
W1	1.50X1.50	SLIDING WINDOW
W2	1.20X1.20	SLIDING WINDOW
V	0.60X0.90	VENTILATOR

LIGHT & VENTILATION AREA STATEMENT

ROOM	SIZE	CARPET AREA	1/6 REQ-VENT.AREA	WINDOW SIZE	PROPOSED AREA
LIVING	2.90X3.55 2.25X0.30	10.98	1.83	1.50X1.50	2.25
KITCHEN	2.15X2.75	5.91	0.98	1.20X1.20	1.44
BED	2.75X2.75	7.56	1.26	1.80X1.50	2.70
TOILET	2.00X1.20	2.40	0.40	0.60X0.90	0.54
TOILET	2.00X1.15	2.30	0.38	0.60X0.90	0.54

PARKING STATEMENT AS PER NEW DCR

SL. NO.	DESCRIPTION	NOS.OF. TENEMENT	CAR PARKING PROVISION REQUIRED	CAR PARKING PROVISION PROVIDED	SCOOTER PARKING PROVISION REQUIRED	SCOOTER PARKING PROVISION PROVIDED
1	CARPET AREA BELOW 30.0SQMTS	----	----	----	----	----
1	CARPET AREA 30.0SQMTS TO 50 SQMT	16 NOS	08 NOS	08 NOS	16 NOS	16 NOS
1	CARPET AREA 50.0SQMTS TO 70 SQMT	00 NOS	00 NOS	00 NOS	00 NOS	00 NOS
2	ADDITION VISITORS PARKING 10%	– NOS	01 NOS	01 NOS	02 NOS	02 NOS
TOTAL PARKING		16 NOS	09 NOS	09 NOS	18 NOS	18 NOS

TOTAL BUILT UP AREA & CONST. AREA STATEMENT

FLOOR	BUILT UP AREA (A)	BALCONY AREA PERMISSIBLE (a)	BALCONY AREA PROPOSED (b)	BALCONY AREA EXCESS (c)	TOTAL BUILT UP AREA (A)+(c)	STAIRCASE AREA	BALCONY AREA	TOTAL CONST. AREA	STILT AREA
GROUND	----	---	---	---	----	22.67	---	22.67	173.79
1ST	149.15	14.92	15.02	0.42	149.57	17.40	14.92	181.89	
2ND	149.15	14.92	15.02	0.42	149.57	17.40	14.92	181.89	--
3RD	149.15	14.92	15.02	0.42	149.57	17.40	14.92	181.89	--
4TH	149.15	14.92	15.02	0.42	149.57	17.40	14.92	181.89	--
TOTAL	596.60	59.68	60.08	1.68	598.28	92.27	59.68	750.23	173.79

PROFORMA –II

CONTENTS OF SHEET

BLOCK PLAN,LOCATION PLAN,PLOT AREA DIAGRAM & CALCULATION, R.G. AREA DIAGRAM & CALCULATION, LOCATION PLAN, LIGHT AND VENTILATION AREA STATEMENT,PARKING AREA STATEMENT.

DESCRIPTION OF PROPOSAL AND PROPERTY

PROPOSED RESIDENTIAL BUILDING ON PLOT BEARING S.NO.–87, H.NO.–8, S.NO.–86,H.NO.–9/B1 & S.NO.–89, H.NO.–3/6, VILLAGE :–CHULNE, TALUKA :–VASAI, DIST.:–PALGHAR.

NAME OF OWNER	SIGNATURE OF OWNER
Mr .MATHEW MANUEL D'COSTA **Mr .PRAVIN VANMALI** **MRS.CHANDA P.VANMALI** **MR.BIPIN KHOKHANI**	

DATE	DRN BY	SIGNATURE/ NAME AND ADDRESS OF LICENSED SURVEYOR /ARCHITECT
05.12.2018	santosh	AJAY WADE & ASSOCIATES Architects , Engineers & Surveyors. A/6,1st floor,'sai tower',ambadi road , Vasai (west),phone no–0250– 2335504
SCALE	CHKD BY	
AS SHOWN		
NORTH LINE	DRG. NO	
	JOB NO	
	BP– OFF.FILE– 520	