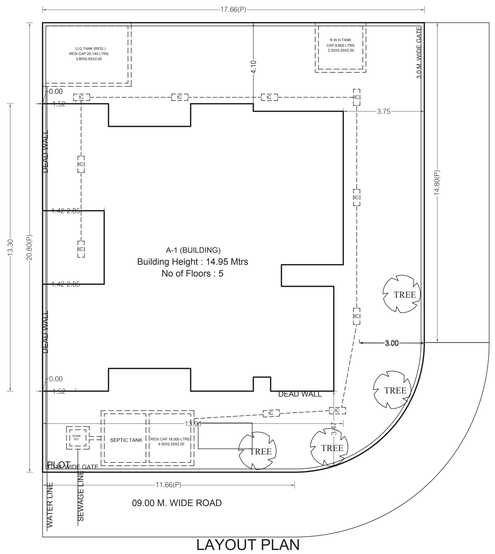

LAYOUT PLAN

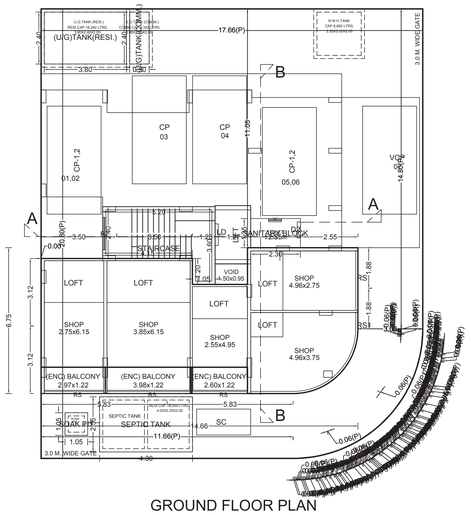

GROUND FLOOR PLAN

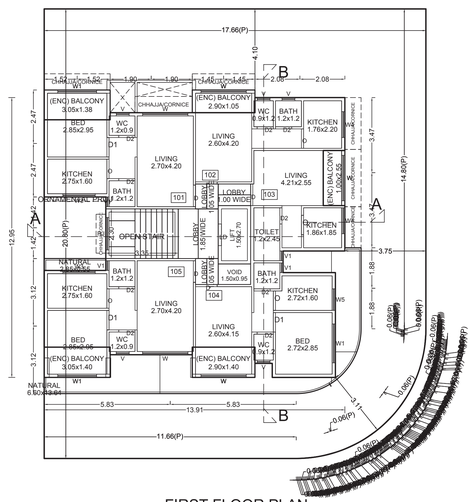

FIRST FLOOR PLAN

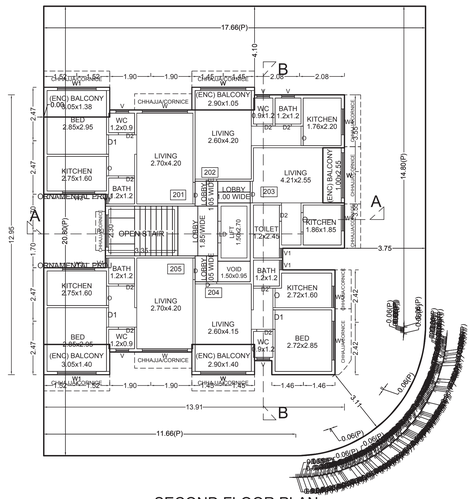

SECOND FLOOR PLAN

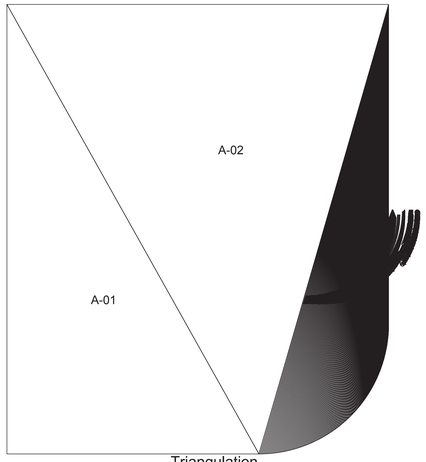

Triangulation

A (BUILDING)

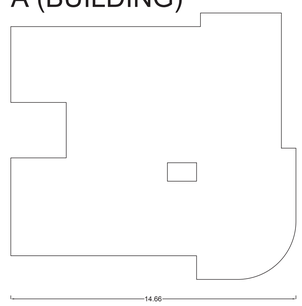

Poly	Area
Coverage	165.67

Triangle	Area
A-01	121.26
A-02	183.66
A-03	0.62
A-04	0.62
A-05	0.62
A-06	0.62
A-07	0.62
A-08	0.61
A-09	0.61
A-10	0.61
A-11	0.61
A-12	0.60
A-13	0.60
A-14	0.60
A-15	0.60
A-16	0.60
A-17	0.59
A-18	0.59
A-19	0.59
A-20	0.59
A-21	0.58
A-22	0.58
A-23	0.58
A-24	0.58
A-25	0.57
A-26	0.57
A-27	0.57
A-28	0.56
A-29	0.56
A-30	0.56
A-31	0.56
A-32	0.55
A-33	0.55
A-34	0.55
A-35	0.54
A-36	0.54
A-37	0.54
A-38	0.53
A-39	0.53
A-40	0.53
A-41	0.52
A-42	0.52
A-43	0.52
A-44	0.51
A-45	0.51
A-46	0.51
A-47	0.50
A-48	0.50
A-49	0.50
A-50	0.49
A-51	0.49
A-52	0.49
A-53	0.48
A-54	0.48
A-55	0.47
A-56	0.47
A-57	0.47
A-58	0.46
A-59	0.46
A-60	0.45
A-61	0.45
A-62	0.45
A-63	0.44
A-64	0.44
A-65	0.43
A-66	0.43
A-67	0.43
A-68	0.42
A-69	0.42
A-70	0.41
A-71	0.41
A-72	0.41
A-73	0.40
A-74	0.40
A-75	0.39
A-76	0.39
A-77	0.38
A-78	0.38
A-79	0.38
A-80	0.37
A-81	0.37
A-82	0.36
A-83	0.36
A-84	0.35
A-85	0.35
A-86	0.34
A-87	0.34
A-88	0.34
A-89	0.33
A-90	0.33
A-91	0.32
A-92	0.32
A-93	0.31
A-94	0.31
A-95	0.30
A-96	0.30
A-97	0.29
A-98	0.29
A-99	0.28
A-100	0.28
A-101	0.28
A-102	0.27
A-103	0.27
A-104	0.26
A-105	0.26
A-106	0.25
A-107	0.25
A-108	0.24
A-109	0.24
A-110	0.23
A-111	0.23
A-112	0.22
A-113	0.22
A-114	0.21
A-115	0.21
A-116	0.20
A-117	0.20
A-118	0.19
A-119	0.19
A-120	0.19
A-121	0.18
A-122	0.18
A-123	0.17
A-124	0.17
A-125	0.16
A-126	0.16
A-127	0.15
A-128	0.15
A-129	0.14
A-130	0.14
A-131	0.13
A-132	0.13
A-133	0.12
A-134	0.12
A-135	0.11
A-136	0.11
A-137	0.10
A-138	0.10
A-139	0.09
A-140	0.09
A-141	0.09
A-142	0.08
A-143	0.08
A-144	0.07
A-145	0.07
A-146	0.06
A-147	0.06
A-148	0.05
A-149	0.05
A-150	0.04
A-151	0.04
A-152	0.03
A-153	0.03
A-154	0.03
A-155	0.02
A-156	0.02
A-157	0.01
A-158	0.01
A-159	0.00
Total (PLOT)	359.60

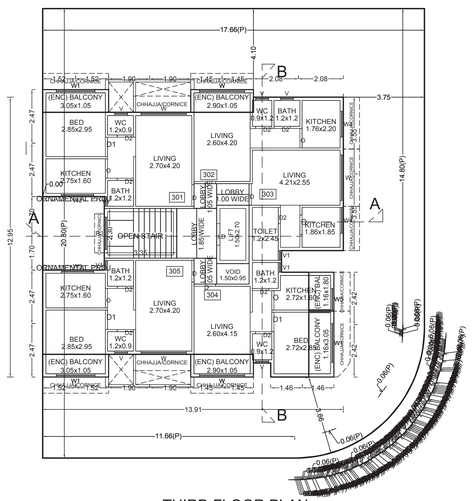

THIRD FLOOR PLAN

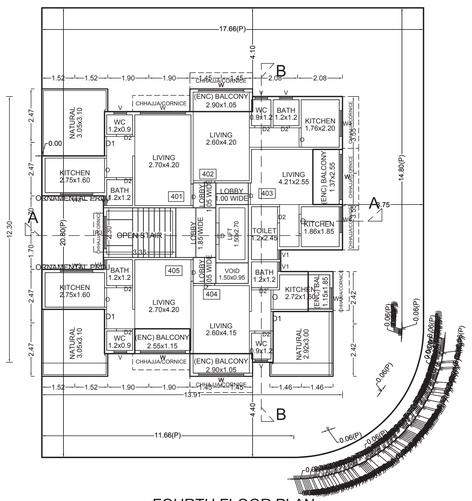

FOURTH FLOOR PLAN

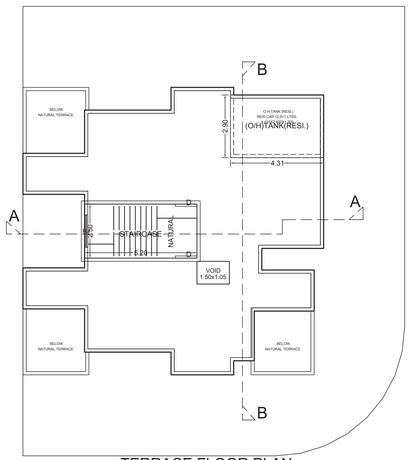

TERRACE FLOOR PLAN

GROUND FLOOR PLAN

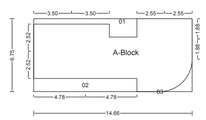

POLYGON	SIZE	AREA
A-Block	6.75 X 14.66	98.94
01	- - -	7.84
02	1.22 X 9.55	11.63
03	- - -	1.93
Total	- - -	77.54

FIRST FLOOR PLAN

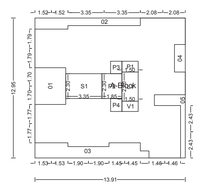

POLYGON	SIZE	AREA
A-Block	12.95 X 13.91	180.13
01	2.85 X 3.40	9.69
02	- - -	7.82
03	- - -	12.84
04	1.00 X 2.55	2.55
05	- - -	4.98
L1	1.50 X 2.70	4.05
V1	0.95 X 1.50	1.42
P1	1.00 X 1.50	1.50
P2	1.85 X 2.30	4.26
P3	1.05 X 1.15	1.21
P4	1.05 X 1.20	1.26
S1	2.30 X 3.35	7.71
Total	- - -	120.84

SECOND FLOOR PLAN

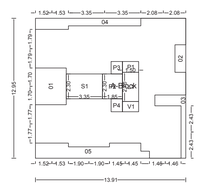

POLYGON	SIZE	AREA
A-Block	12.95 X 13.91	180.13
01	2.85 X 3.40	9.69
02	1.00 X 2.55	2.55
03	- - -	4.98
04	- - -	7.82
05	- - -	12.84
L1	1.50 X 2.70	4.05
V1	0.95 X 1.50	1.42
P1	1.00 X 1.50	1.50
P2	1.85 X 2.30	4.26
P3	1.05 X 1.15	1.21
P4	1.05 X 1.20	1.26
S1	2.30 X 3.35	7.71
Total	- - -	120.84

THIRD FLOOR PLAN

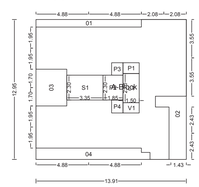

POLYGON	SIZE	AREA
A-Block	12.95 X 13.91	180.13
01	0.70 X 9.75	6.83
02	- - -	10.62
03	2.85 X 3.40	9.69
04	- - -	10.76
L1	1.50 X 2.70	4.05
V1	0.95 X 1.50	1.42
P1	1.00 X 1.50	1.50
P2	1.85 X 2.30	4.26
P3	1.05 X 1.15	1.21
P4	1.05 X 1.20	1.26
S1	2.30 X 3.35	7.71
Total	- - -	120.84

FOURTH FLOOR PLAN

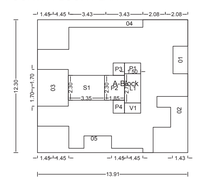

POLYGON	SIZE	AREA
A-Block	12.30 X 13.91	171.09
01	1.37 X 2.55	3.49
02	- - -	13.34
03	2.85 X 3.40	9.69
04	- - -	12.77
05	- - -	12.78
L1	1.50 X 2.70	4.05
V1	0.95 X 1.50	1.42
P1	1.00 X 1.50	1.50
P2	1.85 X 2.30	4.26
P3	1.05 X 1.15	1.21
P4	1.05 X 1.20	1.26
S1	2.30 X 3.35	7.71
Total	- - -	97.62

PARKING CALCULATION

TYPE	CARPET AREA/ FSI (MZ)	TENEMENT (NOS)		CAR (NOS)		SCOOTER (NOS.)		CYCLE (NOS.)	
		UNIT	PROP.	BY RULE	REQD.	BY RULE	REQD.	BY RULE	REQD.
Residential	0.0 - 45.0	4	20	1	5	-	-	-	-
Residential	45.0 - 60.0	2	0	1	0	-	-	-	-
Residential	60.0 - ...	1	0	1	0	-	-	-	-
Commercial	0 - 800(PROP BUA-77354)	1	1	1	1	-	-	-	-
Commercial	800.0 - ...(BALANCE BUA-0)	1	0	1	0	-	-	-	-
Total	Required	-	-	-	6	-	-	-	-
Total	Proposed	-	-	-	6	-	-	-	-

WATER REQUIREMENT

TANK		OCCUPANT LOAD (NOS.)			CONSUMPTION PER DAY (LIT)	REQUIRED CAPACITY (LIT)	PROPOSED CAPACITY (LIT)
		TNMTS/AREA	FACTOR				
OHWT & UGWT	TENEMENT	20	7.5	150	200	30000.00	
	- - - - -	00.00	00.00	00.00	00.00	00.00	
	TOTAL					30000.00	
	OVERHEAD (40%)					12000.00	26871.87
	UNDERGROUND(60%)					18000.00	22562.13
	TOTAL					30000	49434.00

BUILDING WISE FSI STATEMENT

BUILDING	FSI AREA				BALCONY	PASSAGE	STAIR	LIFT	TENEMENTS	TOTAL
	COMM.	RESI.	IND.	SPEC.						FSI AREA
A-1 (BUILDING)	77.54	460.78	0.00	0.00	80.66	32.89	44.58	16.20	20	538.32 + 0.00
Total	77.54	460.78	0.00	0.00	80.66	32.89	44.58	16.20	20	538.32 + 0.00

SEAL OF APPROVAL

APPROVED SUBJECT TO THE CONDITION MENTIONED IN the office letter

No.	CIDCO/BP-16066/TPO(NM)/2018
Scrutiny Date :	26-11-2018

Sr.Planner/Asso.Planner(BP)
CIDCO of Maharashtra Ltd.
Raighad Bhavan, 4th Floor.
Plot No.4, Sector-11.
CBD-Belapur, Navi Mumbai.

AREA STATEMENT	SQ.M.
1. AREA OF PLOT	359.59
2. BALANCE PLOT AREA	359.59
3. PERMISSIBLE FSI	1.5000
4. PERMISSIBLE BUILT UP AREA	539.39
5. TOTAL PERMISSIBLE BUILT UP AREA	539.39
6. PROPOSED BUILT UP AREA	
(a) PROPOSED RESIDENTIAL AREA	460.78
(b) PROPOSED COMMERCIAL AREA	77.54
(c) PROPOSED INDUSTRIAL AREA	0.00
(d) PROPOSED SPECIAL USE AREA	0.00
TOTAL PROPOSED AREA (a+b+c+d)	538.32
7. EXCESS BALCONY AREA	0.00
8. EXISTING BUILT UP AREA	0.00
9. SUBSTRUCTURE/PROJECTIONS	0.00
10. SERVICE SLAB AREA/EXCESS TERRACE	0.00
11. EXCESS LOBBY/REFUGE AREA	000.00
12. TOTAL BUILT UP AREA PROPOSED	538.32
13. CONSUMED FSI	1.50
14. NO. OF LIFTS PROVIDED	1
15. NO. OF RESI. UNITS PROVIDED	20
16. NO. OF COMM. UNITS PROVIDED	5
SPECIFICATIONS	

CERTIFICATE OF AREA

CERTIFIED THAT I HAVE SURVEYED THE PLOT UNDER REFERENCE ON _____ AND THAT THE DIMENTIONS OF THE SIDES, ETC. OF THE PLOT STATED ON THE PLAN ARE AS MEASURED ON THE SITE AND THE AREA SO WORKED OUT IS _____SQUARE METRES AND TALLIES WITH THE AREA STATED IN THE DOCUMENT OF OWNERSHIP / TOWN PLANNING SCHEME RECORDS.

SIGN OF ARCHITECT/ENGINEER/SUPERVISOR

LEGEND

- PLOT BOUNDARY SHOWN THICK BLACK
- PROPOSED WORK SHOWN RED FILLED IN
- DRAINAGE LINE SHOWN RED DOTTED
- WATERLINE SHOWN BLUE DOTTED
- EXISTING TO BE RETAINED HATCHED
- DEMOLISHION SHOWN HATCHED YELLOW

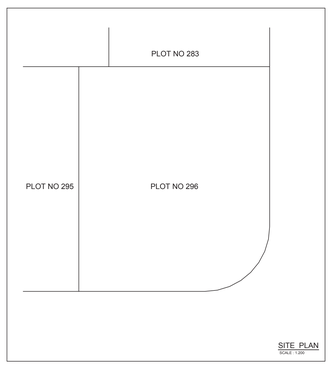

SITE PLAN
SCALE : 1:200

OWNER'S NAME

Smt.Babibai Narayan Naik and Shri Subhash Narayan Naik

PROJECT INFORMATION

PLOT NO : 296 SECTOR NO.: R3
NODE : Pushpak(New)

PROJECT TYPE:

CONSULTANT NAME

SHEETAL PRASHANT NEMANE
Regd. No. : CA/2000/20775

JOB NO.	DRG.NO.	SCALE	DRAWN BY	CHECKED BY
		1:100		
INWARD NO.	CIDCO/BP-16066/TPO(NM)/2018	DATE	26-11-2018	
KEY NO.	ÿ- ¶°¢°Ø°ª°Ø	SHEET NO.	1 / 2	

This is a system generated drawing as per the soft copy submitted by the Architect/ License Engineer

SEAL OF APPROVAL

APPROVED SUBJECT TO THE CONDITION MENTIONED IN the office letter

No.	CIDCO/BP-16066/TPO(NM)/2018
Scrutiny Date :	26-11-2018

Sr.Planner/Asso.Planner(BP)
CIDCO of Maharashtra Ltd.
Raighad Bhavan, 4th Floor.
Plot No.4, Sector-11.
CBD-Belapur, Navi Mumbai.

BUILDING: A (BUILDING)

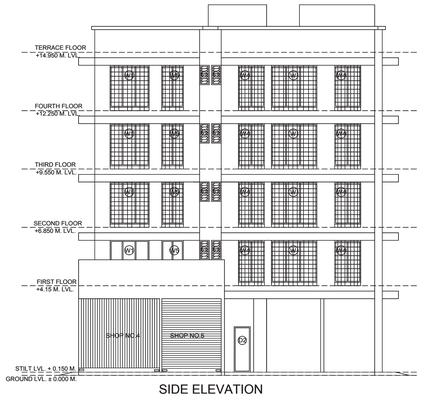

SIDE ELEVATION

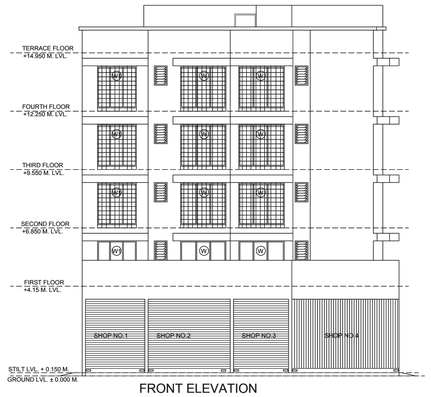

FRONT ELEVATION

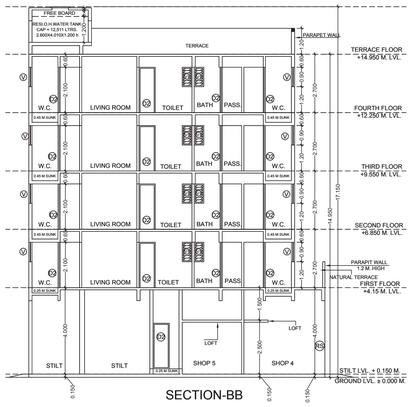

SECTION-BB

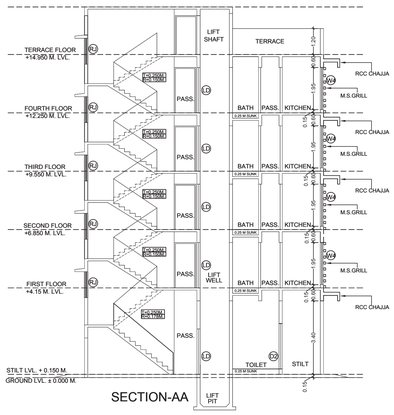

SECTION-AA



SECTION-AA

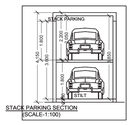

STACK PARKING SECTION
(SCALE-1:100)

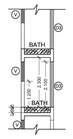

TYPICAL BATH SECTION



SECTION OF ECCENTRIC FOOTING

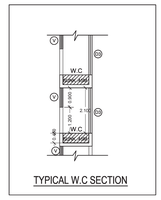

TYPICAL W.C SECTION

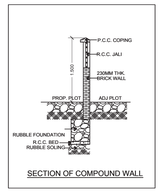

SECTION OF COMPOUND WALL

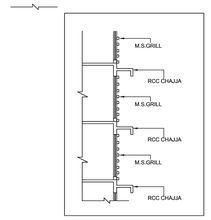

TYPICAL SECTION CHAJJA PROJECTION

SEPTIC TANK STATEMENT

SEPTIC TANK CAP. REQUIRED (RESI.)
22 UNIT x 5 PERS./UNIT x 160 LTRS./PERS. =17,600 Ltrs.
TOTAL REQUIRED CAP. OF SEPTIC TANK= 17,600 Ltrs.
TOTAL PROVIDED CAP. OF SEPTIC TANK= 18,000 Ltrs.

WATER SUPPLY STATEMENT

NO OF FLATS = 20 X 5 = 100 PERSONS.
100 X 200 LTR = 20,000 LTR.
20,000 LTR. X 1.5 = 30,000 LTR.
NO OF SHOPS = 5 X 3 = 15 PERSONS.
15 X 160 LTR = 2,400 LTR.
2,400 LTR. X 1.5 = 3,600 LTR.
REQUIRED IN U.G. TANK (COMM.) = 3,600 LTR.
PROVIDED IN U.G. TANK (COMM.) = 4,320 LTR.

REQUIRED IN U.G. TANK (80%) = 18,000 LTR.
REQUIRED IN O.H. TANK (40%) = 12,000 LTR.
PROVIDED IN U.G. TANK = 18,240 LTR.
PROVIDED IN O.H. TANK = 12,511 LTR.

REQUIRED IN R.W.H.TANK = 8,400 LTR.
PROVIDED IN R.W.H. TANK = 8,800 LTR.

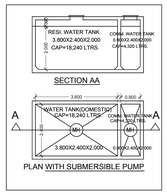

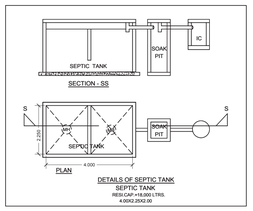

FLOOR WISE CARPET AREA: A (BUILDING)

FLOOR	CARPET NAME	CARPET AREA	BAL. AREA	CARPET+BAL. AREA	TOTAL AREA
FIRST FLOOR PLAN	101	24.55	4.20	28.75	122.32
	102	16.42	3.05	19.47	
	103	16.07	2.55	18.62	
	104	22.68	4.06	26.74	
	105	24.48	4.27	28.75	
FOURTH FLOOR PLAN	401	20.64	0.00	20.64	98.63
	402	16.42	3.05	19.47	
	403	15.13	3.49	18.62	
	404	14.09	5.17	19.26	
	405	17.71	2.93	20.64	
GROUND FLOOR PLAN	01	13.29	3.62	16.91	83.51
	02	18.83	4.84	23.67	
	03	9.45	3.17	12.62	
	04	16.66	0.00	16.66	
	05	13.64	0.00	13.64	
SECOND FLOOR PLAN	201	24.55	4.20	28.75	122.32
	202	16.42	3.05	19.47	
	203	16.07	2.55	18.62	
	204	22.68	4.06	26.74	
	205	24.48	4.27	28.75	
THIRD FLOOR PLAN	301	25.55	3.20	28.75	122.32
	302	16.42	3.05	19.47	
	303	18.62	0.00	18.62	
	304	18.06	8.68	26.74	
	305	25.55	3.20	28.75	

BALCONY CALCULATIONS: A (BUILDING)

FLOOR	SIZE	AREA	PERM AREA	TOT. AREA
FOURTH FLOOR	1.15 X 2.55 X 1	2.93	14.74	14.65
	1.05 X 2.90 X 2	6.10		
	1.15 X 1.85 X 1	2.13		
	1.37 X 2.55 X 1	3.49		
THIRD FLOOR	1.05 X 3.05 X 2	6.40	18.13	18.13
	1.05 X 2.90 X 2	6.10		
	1.16 X 3.05 X 1	3.54		
	1.16 X 1.80 X 1	2.09		
SECOND FLOOR	1.38 X 3.05 X 1	4.20	18.13	18.13
	1.05 X 2.90 X 1	3.05		
	1.00 X 2.55 X 1	2.55		
	1.40 X 2.90 X 1	4.06		
	1.40 X 3.05 X 1	4.27		
FIRST FLOOR	1.40 X 3.05 X 1	4.27	18.13	18.13
	1.40 X 2.90 X 1	4.06		
	1.00 X 2.55 X 1	2.55		
	1.05 X 2.90 X 1	3.05		
	1.38 X 3.05 X 1	4.20		
GROUND FLOOR	1.22 X 2.98 X 1	3.62	11.63	11.63
	1.22 X 3.98 X 1	4.84		
	1.22 X 2.60 X 1	3.17		
Total	-	-	80.75	80.66

SCHEDULE OF OPENING: A (BUILDING)

NAME	LENGTH	HEIGHT	NOS.
D2	0.75	2.10	36
O	0.90	2.10	12
D	1.00	2.10	20
LD	1.00	2.10	04
RS	2.55	2.10	01
RS	2.75	2.10	01
RS	3.85	2.10	01

SCHEDULE OF OPENING: A (BUILDING)

NAME	LENGTH	HEIGHT	NOS.
V1	0.45	0.90	16
V	0.60	0.90	20
W5	1.00	1.95	04
W4	1.20	1.95	08
RJ	1.50	1.20	06
W3	1.50	1.95	08
W1	1.80	1.95	09
W	2.10	1.95	20

FLOOR WISE FSI STATEMENT: A (BUILDING)

FLOORS	FSI AREA				BALCONY	PASSAGE	STAIR	LIFT	TENEMENTS	TOTAL
	COMM.	RESI.	IND.	SPEC.						FSI AREA
TERRACE FLOOR	0.00	0.00	0.00	0.00	0.00	0.00	0.00	0.00	0	0.00
FOURTH FLOOR	0.00	98.25	0.00	0.00	14.64	8.22	7.71	4.05	5	98.25
THIRD FLOOR	0.00	120.84	0.00	0.00	18.13	8.22	7.71	4.05	5	120.84
SECOND FLOOR	0.00	120.84	0.00	0.00	18.13	8.22	7.71	4.05	5	120.84
FIRST FLOOR	0.00	120.84	0.00	0.00	18.13	8.22	7.71	4.05	5	120.84
GROUND FLOOR	77.54	0.00	0.00	0.00	11.63	0.00	13.74	0.00	0	77.54
Total	77.54	460.78	0.00	0.00	80.66	32.89	44.58	16.20	20	538.32 + 0.00

C.B, F.B, LOBBY STATEMENT: A (BUILDING)

FLOOR	NO. OF C.B	NO. OF F.B	LOBBY AREA
FOURTH FLOOR	0	0	8.22
THIRD FLOOR	0	0	8.22
SECOND FLOOR	0	0	8.22
FIRST FLOOR	0	0	8.22
Total	0	0	32.88

OWNER'S NAME

Smt.Babibai Narayan Naik and Shri Subhash Narayan Naik

PROJECT INFORMATION

PLOT NO : 296 SECTOR NO.: R3
NODE : Pushpak(New)

PROJECT TYPE:

CONSULTANT NAME

SHEETAL PRASHANT NEMANE
Regd. No. : CA/2000/25775

Sheetal Architects
ADD OFFICE NO 12, RAHEJA ARCADE,
SECTOR 11, CBD BELAPUR, NAVI MUMBAI-400614
OFFICE NO : 9004708592

JOB NO.	DRG.NO.	SCALE	DRAWN BY	CHECKED BY
		1:100		
INWARD NO.	CIDCO/BP-16066/TPO(NM)/2018	DATE	26-11-2018	
KEY NO.	§- §"¶"¶"¶¶□	SHEET NO.	2 / 2	

This is a system generated drawing as per the soft copy submitted by the Architect/ License Engineer