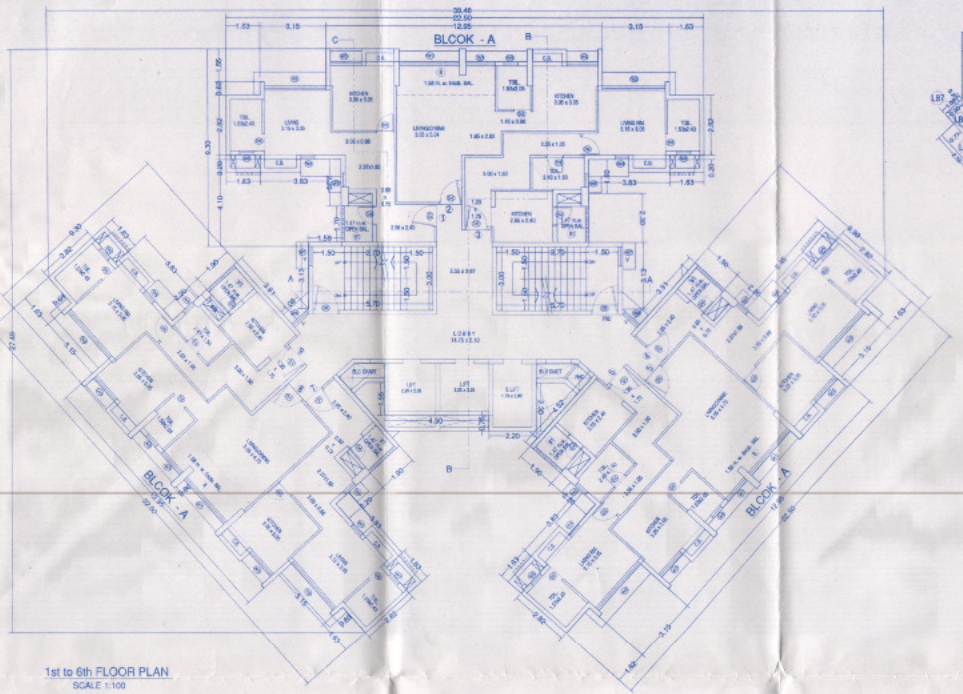

1st to 6th FLOOR PLAN
SCALE 1:100

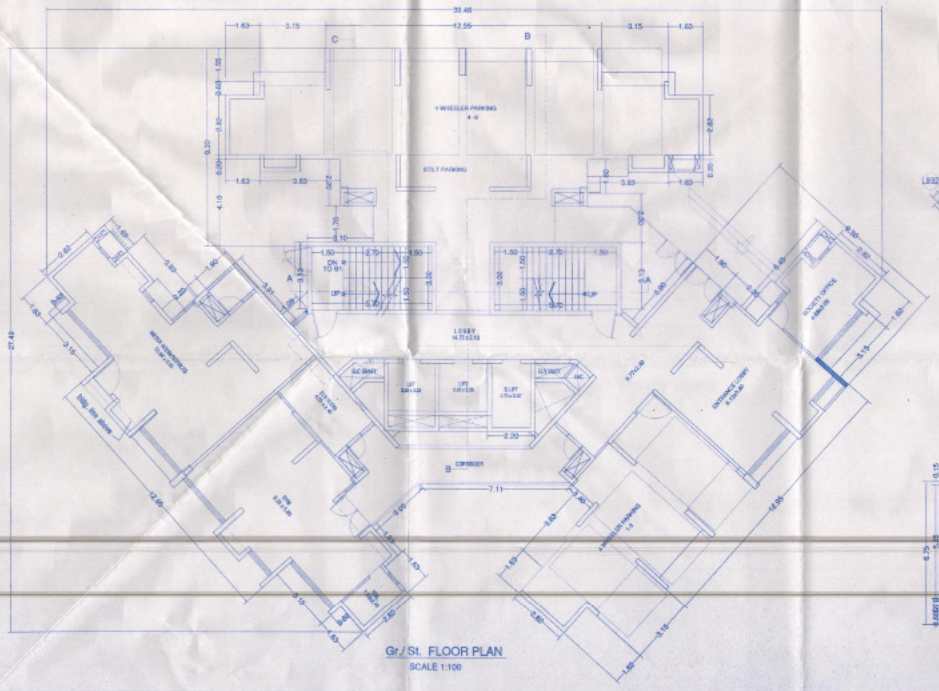

Gr./ St. FLOOR PLAN
SCALE 1:100

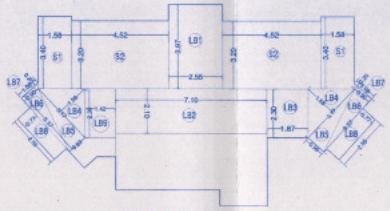

AREA DIAGRAM FOR
TYPICAL FL. ST. & LOBBY AREA
SCALE 1:100

STAIRCASE & LOBBY AREA CAL. FOR TYP. FL. (1st to 18th)									
A	STAIRCASE AREA								
S1	1.58	x	3.4	x	2	=	10.74	SQ.MT.	
S2	4.52	x	3.2	x	2	=	28.93	SQ.MT.	
TOTAL STAIRCASE AREA						=	39.67	SQ.MT.	
B	LOBBY AREA								
LB1	2.55	x	1.97	x	1	=	10.12	SQ.MT.	
LB2	7.1	x	2.1	x	1	=	14.91	SQ.MT.	
LB3	1.87	x	2.3	x	1	=	4.30	SQ.MT.	
LB4	3.17	x	1.98	x	2	=	10.02	SQ.MT.	
LB5	3.17	x	0.99	x	2	=	6.28	SQ.MT.	
LB6	3.37	x	0.9	x	2	=	6.07	SQ.MT.	
LB7	1.08	x	0.2	x	2	=	0.43	SQ.MT.	
LB8	2.55	x	0.77	x	2	=	3.93	SQ.MT.	
LB9	1.42	x	2.3	x	1	=	3.27	SQ.MT.	
TOTAL LOBBY AREA						=	58.32	SQ.MT.	
STAIRCASE & LOBBY AREA						=	98.99	SQ.MT.	
TOTAL TYPICAL FL. ST. & LOBBY AREA						=	1781.82	SQ.MT.	

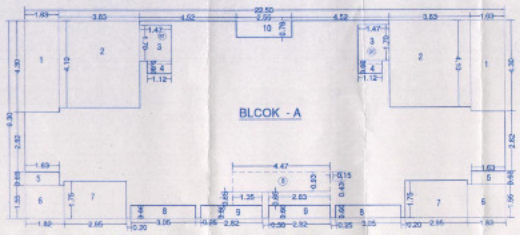

AREA DIAGRAM FOR TYPICAL FLOOR PLAN
(1st to 7th,9th to 12th,14th to 17th fl.)
SCALE 1:100

BUILT UP AREA CALCULATION FOR TYPICAL FLOOR 1st to 7th & 9th to 12th,14th to 17th FL. BLOCK- A									
A	22.5	x	9.9	x	1	=	209.25	SQ.MT.	
B	DEDUCTIONS								
1	1.63	x	4.3	x	2	=	14.02	SQ.MT.	
2	3.83	x	4.1	x	2	=	31.41	SQ.MT.	
3	1.47	x	1.7	x	2	=	5.00	SQ.MT.	
4	1.12	x	0.6	x	2	=	1.34	SQ.MT.	
5	1.63	x	0.63	x	2	=	2.05	SQ.MT.	
6	1.82	x	1.55	x	2	=	5.64	SQ.MT.	
7	2.95	x	1.75	x	2	=	10.33	SQ.MT.	
8	3.05	x	0.6	x	2	=	3.66	SQ.MT.	
9	2.82	x	0.6	x	2	=	3.38	SQ.MT.	
10	2.55	x	0.38	x	3	=	2.99	SQ.MT.	
Total Deduction						=	78.82	SQ.MT.	
C	BALCONY AREA								
B	4.47	x	0.93	x	1	=	4.16	SQ.MT.	
	1.35	x	0.65	x	1	=	0.88	SQ.MT.	
	2.83	x	0.65	x	1	=	1.84	SQ.MT.	
	0.15	x	0.43	x	1	=	0.06	SQ.MT.	
Balcony Area						=	6.94	SQ.MT.	
D	NET B/UP AREA FOR TYP. FL. (A-B-C)					=	123.49	SQ.MT.	
TOTAL BLOCK - A - 3 NOS.						=	370.47	SQ.MT.	
TOTAL NET B/UP AREA FOR TYPICAL FL.						=	370.47	SQ.MT.	

BALCONY AREA CALCULATION FOR TYPICAL FLOOR 7th, 9th to 12th, 14th to 17th fl.								
NET BUILT UP AREA OF PER FL.						=	370.47	SQ.MT.
REQ. BAL. AREA	370.47	X	10%			=	37.05	SQ.MT.
REQUIRED BALCONY AREA						=	37.05	SQ.MT.
PROPOSED BALCONY AREA								
B	4.47	x	0.93	x	2	=	8.31	SQ.MT.
	1.35	x	0.65	x	2	=	1.76	SQ.MT.
	2.83	x	0.65	x	2	=	3.68	SQ.MT.
	0.15	x	0.43	x	2	=	0.13	SQ.MT.
B1	1.47	x	1.7	x	6	=	14.99	SQ.MT.
	1.12	x	0.15	x	6	=	1.02	SQ.MT.
B2	2.0	x	0.55	x	2	=	2.19	SQ.MT.
	2.82	x	0.65	x	2	=	3.67	SQ.MT.
TOTAL PROPOSED BALCONY AREA						=	36.74	SQ.MT.
EXCESS BALCONY AREA						=	NIL	

STAIRCASE & LOBBY AREA CAL. FOR GROUND FL.								
A	STAIRCASE AREA							
S1	6.5	x	3.4	x	2	=	41.48	SQ.MT.
TOTAL STAIRCASE AREA						=	41.48	SQ.MT.
B	LOBBY AREA							
LB1	3.1	x	1.7	x	1	=	5.27	SQ.MT.
LB2	1.7	x	0.44	x	0.5	=	0.37	SQ.MT.
LB3	1.76	x	0.71	x	0.5	=	0.62	SQ.MT.
LB4	5.35	x	3.49	x	0.5	=	3.96	SQ.MT.
LB5	4.97	x	3.3	x	0.5	=	8.20	SQ.MT.
LB6	4.97	x	0.94	x	0.5	=	2.34	SQ.MT.
LB7	4.22	x	3.25	x	0.5	=	6.86	SQ.MT.
LB8	6.18	x	0.78	x	0.5	=	2.41	SQ.MT.
LB9	5.8	x	1.98	x	1	=	2.77	SQ.MT.
LB10	6.28	x	6.6	x	1	=	28.69	SQ.MT.
LB11	1.82	x	0.6	x	1	=	1.09	SQ.MT.
LB12	4.07	x	2.53	x	0.5	=	5.15	SQ.MT.
LB13	5.58	x	1.31	x	0.5	=	2.07	SQ.MT.
LB14	3.7	x	2.8	x	3	=	6.79	SQ.MT.
LB15	0.95	x	2.7	x	3	=	2.57	SQ.MT.
LB16	1.87	x	1.9	x	3	=	5.17	SQ.MT.
LB17	2.01	x	0.53	x	0.5	=	0.54	SQ.MT.
LB18	2.9	x	1.34	x	0.5	=	1.27	SQ.MT.
LB19	5.1	x	1.8	x	1	=	9.18	SQ.MT.
LB20	2.05	x	0.86	x	0.5	=	0.88	SQ.MT.
LB21	3.63	x	1.67	x	0.5	=	3.03	SQ.MT.
LB22	3.63	x	1.93	x	0.5	=	3.50	SQ.MT.
LB23	1.9	x	1.52	x	1	=	2.89	SQ.MT.
LB24	3.29	x	1.96	x	0.5	=	3.22	SQ.MT.
LB25	3.05	x	0.55	x	0.5	=	0.84	SQ.MT.
LB26	1.87	x	2.3	x	1	=	4.30	SQ.MT.
LB27	7.1	x	2.1	x	1	=	14.91	SQ.MT.
LB28	1.42	x	2.3	x	1	=	3.27	SQ.MT.
LB29	3.17	x	0.99	x	0.5	=	1.57	SQ.MT.
LB30	3.17	x	1.98	x	0.5	=	3.14	SQ.MT.
LB31	3.37	x	0.9	x	0.5	=	1.52	SQ.MT.
LB32	1.08	x	0.2	x	0.5	=	0.11	SQ.MT.
TOTAL LOBBY AREA						=	138.18	SQ.MT.
TOTAL GR. FL. ST. & LOBBY AREA						=	179.66	SQ.MT.

PARKING STATEMENT		
DESCRIPTIONS	NO. OF TENEMENTS	NO. OF PARKING
1 CAR PARKING SPACE FOR EVERY 2 TENEMENT FOR B/U AREA ABOVE 35 TO 50 SQ.MT.	198	99
1 CAR PARKING SPACE FOR EVERY 1 TENEMENT FOR B/U AREA ABOVE 50 TO 75 SQ.MT.	21	21
TOTAL	147 NOS.	99 NOS.
VISITORS 30 %		0.40 NOS.
TOTAL PARKING REQUIRED		99.40 NOS.
REP.		99 NOS.

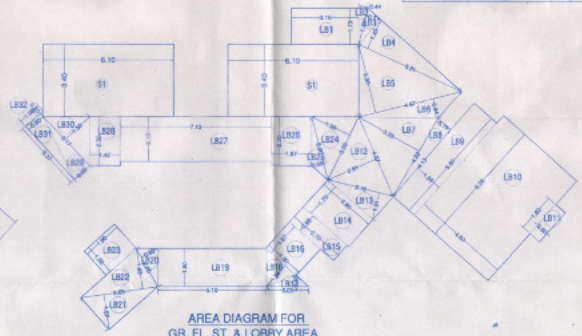

AREA DIAGRAM FOR
GR. FL. ST. & LOBBY AREA
SCALE 1:100

BALCONY AREA CALCULATION FOR 1st to 6th FLOOR								
NET BUILT UP AREA OF PER FL.						=	370.47	SQ.MT.
REQ. BAL. AREA	370.47	X	10%			=	37.05	SQ.MT.
REQUIRED BALCONY AREA						=	37.05	SQ.MT.
PROPOSED BALCONY AREA								
B	4.47	x	0.93	x	3	=	12.47	SQ.MT.
	1.35	x	0.65	x	3	=	2.63	SQ.MT.
	2.83	x	0.65	x	3	=	5.52	SQ.MT.
	0.15	x	0.43	x	3	=	0.19	SQ.MT.
B1	1.47	x	1.7	x	6	=	14.99	SQ.MT.
	1.12	x	0.15	x	6	=	1.01	SQ.MT.
TOTAL PROPOSED BALCONY AREA						=	36.82	SQ.MT.
EXCESS BALCONY AREA						=	NIL	

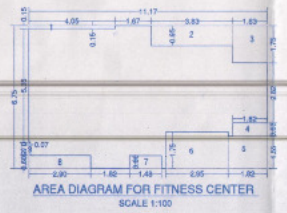

AREA DIAGRAM FOR FITNESS CENTER
SCALE 1:100

FITNESS CENTER AREA CALCULATION								
A	11.17	x	6.75	x	1	=	75.40	SQ.MT.
B	Deduction							
1	4.05	x	0.15	x	1	=	0.61	sq.mt.
2	3.83	x	0.95	x	1	=	3.64	sq.mt.
3	1.63	x	1.75	x	1	=	2.85	sq.mt.
4	1.62	x	0.63	x	1	=	1.02	sq.mt.
5	3.82	x	1.55	x	1	=	5.92	sq.mt.
6	2.95	x	1.75	x	1	=	5.16	sq.mt.
7	1.48	x	0.6	x	1	=	0.89	sq.mt.
8	2.9	x	0.6	x	1	=	1.74	sq.mt.
9	0.07	x	0.05	x	1	=	0.01	sq.mt.
TOTAL						=	18.78	sq.mt.
PROPOSED FITNESS CENTER AREA						=	56.62	SQ.MT.
TOTAL BUILT UP AREA						=	2868.76	SQ.MT.
PERMISSIBLE FITNESS CENTER AREA							58.33	SQ.MT.
(2% of 2913.33)								
PROPOSED FITNESS CENTER AREA						=	56.62	SQ.MT.

BUILT UP AREA SUMMARY			
Floors	Built Up Area	Staircase Area	Tenement
St.	-	179.66	-
1st	370.47	98.99	9
2nd	370.47	98.99	9
3rd	370.47	98.99	9
4th	370.47	98.99	9
5th	370.47	98.99	9
6th	370.47	98.99	9
7th	370.47	98.99	8
8th-R	309.37	98.99	7
9th	370.47	98.99	8
10th	370.47	98.99	8
11th	370.47	98.99	8
12th	370.47	98.99	8
13th-R	309.37	98.99	7
14th	370.47	98.99	8
15th	370.47	98.99	8
16th	370.47	98.99	8
17th	370.47	98.99	8
18th-R	309.37	98.99	7
Total	6485.16	1961.48	147

PROFORMA - B

DRG. NO. 10/14

CONTENTS OF SHEET

Gr./ST. & TYPICAL FLOOR PLAN
STAIRCASE,PASS. AREA CALC. & DIAGRAM
AREA CAL. FOR Gr.,TYP. FLOOR

BLDG- D (PLOT - B)
(BASE.1,2,3 + GR./ST.+18th Fl.)

STAMP OF APPROVAL OF PLANS

Amended
Plans are approved subject to conditions
Prescribed in Permit No. WB (New) 5431/2016/16 dtd 20/01/16
TMC/TD-DP/TP Dr. 2134/17 Dated 07/04/2017

Deputy Engineer (TDO)
(Jagdish Rathi) Executive Engineer (TDO)
Thane Municipal Corporation
The City of Thane

DESCRIPTION OF PROPOSAL AND PROPERTY

PROPOSED BUILDING ON PLOT BEARING S.NO.22, E.NO.23, S.NO.24/1 TO 7, 8a,8b,8 1/0,5 NO.25/P,2,3,7,8,9,10,11, S.NO.26/1,2,4,5,6,7,8,9,10,11,12, S. NO 27/1,2,3,4 to 10,S.NO.28/1 TO 6, S.NO.29/1 to 8, S.NO. 30/1, 4,5,6,8 S.NO.31/1,2,3,4,5,6,7,8,9, S.NO.32/1 to 14, S.NO.33/1,2,3,4,5,6,8a,7,8,9,10, 11,12,13,14,15,16,17,18,19,20,21 , S.NO.34/1,2,3,4,5,6,7,8,9 AT MAJIWADE OLD S.NO. 98/8b,12,14,15,20,21,22,23,24b,26b,26b,26,32 (NEW NO.183), S.NO. 99/2,3a,3b,3c,3d,4 5,6,9a,9b + 7a,7b,7c,8 (NEW NO.184) AT VILLAGE BALKUM, THANE .

NAME OF OWNER

(AUTHORISED SIGNATORY)
SHREE SAI NATH ENTERPRISES
CONSTRUCTION & DEVELOPERS PVT.LTD.

ARCHITECTS NAME AND ADDRESS

PRADEEP KAMBLE & ASSOCIATES CA/87/10471
B/101, 1st FL. JAKH BAUTERA COMPLEX,
PANDIT MALVIYA PATH, RAMNAGAR,
DOMBIVALI (E) 421 201, TEL.- 0251 2862642