SHEET NO.	12/21
DRGS FOR BLDG.D7	1/2

STAMP OF APPROVAL OF PLANS

बांधकाम नकाशे मंजूर:— [signature]
यांचे दुरुस्ती दाखविल्याप्रमाणे व अधिकाराने मान्य
परवानगी क्र. कडोंमपा / नरवि / बांप / कवि-ड/४/२०२२-२३/१०/३८६
दिनांक २३/०९/२०२२
दिलेल्या अटीप्रमाणे.

KALYAN DOMBIVLI MUNICIPAL CORPORATION

सहायक संचालक नगररचना
कल्याण डोंबिवली महानगरपालिका

SCHEDULE OF OPENINGS

S.N.	OPENING	SIZE	SPECIFICATIONS
1	D	1.05 X 2.10	T.W. FRAME FULLY PANELLED DOOR
2	D1	0.80 X 2.10	T.W. FRAME FULLY PANELLED DOOR
3	D2	0.75 X 2.10	T.W. FRAME FLUSH DOOR
4	S.F.D.	2.00 X 2.10	GLAZED ALLUMINIUM SLIDING DOOR
5	O.	1.00 X 2.10	
6	W	2.00 X 2.10	GLAZED ALLUMINIUM SLIDING WINDOW
7	W1	1.20 X 0.93	GLAZED ALLUMINIUM SLIDING WINDOW
8	W2	1.10 X 1.20	GLAZED ALLUMINIUM SLIDING WINDOW
9	W3	1.50 X 1.20	GLAZED ALLUMINIUM SLIDING WINDOW
10	V	0.60 X 0.60	ALLUMINIUM FRAME LOUVERED GLASS VENTILATOR

CONSTRUCTED AREA (BLDG NO-D7)

SR NO.	FLOOR	NUM.BUILT-UP AREA	PROVIDED BAL.AREA	CUB	STAIRCASE	PASSAGE	LIFT	REFUGE AREA	STILT	NO OF TENTENTS	TOTAL (SQ. MT.)
1	GROUND FLOOR COMM.	226.97	-	-	16.55	45.09	19.52	-	60.00	9	367.12
	SOCIETY OFFICE, METER ROOM,TOILET ENTERANCE LOBBY										72.35
2	1st FLOOR	228.83	20.83	8.58	17.11	42.49	17.06	-	-	6	333.00
3	2nd FLOOR	228.83	20.83	8.58	17.11	42.49	17.06	-	-	6	333.00
4	3rd FLOOR	228.83	20.83	8.58	17.11	42.49	17.06	-	-	6	333.00
5	4th FLOOR	228.83	20.83	8.58	17.11	42.49	17.06	-	-	6	333.00
6	5th FLOOR (REFUGE)	187.81	18.78	6.82	17.11	42.49	17.06	42.85		5	333.00
7	6th FLOOR	228.83	20.83	8.58	17.11	42.49	17.06			6	333.00
8	7th FLOOR	228.83	20.83	8.58	17.11	42.49	17.06			6	333.00
9	8th FLOOR (REFUGE)	187.81	18.78	6.82	17.11	42.49	17.06	42.85		5	333.00
10	9th FLOOR	228.83	20.83	8.58	17.11	42.49	17.06			6	333.00
11	10th FLOOR	228.83	20.83	8.58	17.11	42.49	17.06			6	333.00
12	11th FLOOR	228.83	20.83	8.58	17.11	42.49	17.06			6	333.00
13	12th FLOOR	228.83	20.83	8.58	17.11	42.49	17.06			6	333.00
14	13th FLOOR (REFUGE)	187.81	18.78	6.82	17.11	42.49	17.06	42.85		5	333.00
15	14th FLOOR	228.83	20.83	8.58	17.11	42.49	17.06			6	333.00
16	15th FLOOR	228.83	20.83	8.58	17.11	42.49	17.06			6	333.00
17	16th FLOOR	228.83	20.83	8.58	17.11	42.49	17.06			6	333.00
18	17th FLOOR	228.83	20.83	8.58	17.11	42.49	17.06			6	333.00
19	18th FLOOR (REFUGE)	187.81	18.78	6.82	17.11	42.49	17.06	42.85		5	333.00
20	19th FLOOR	228.83	20.83	8.58	17.11	42.49	17.06			6	333.00
21	20th FLOOR	228.83	20.83	8.58	17.11	42.49	17.06			6	333.00
22	21st FLOOR	228.83	20.83	8.58	17.11	42.49	17.06			6	333.00
23	22nd FLOOR	228.83	20.83	8.58	17.11	42.49	17.06			6	333.00
24	23rd FLOOR (REFUGE)	187.81	18.78	6.82	17.11	42.49	17.06	42.85		5	333.00
25	24th FLOOR	228.83	20.83	8.58	17.11	42.49	17.06			6	333.00
26	25th FLOOR	228.83	20.83	8.58	17.11	42.49	17.06			6	333.00
27	26th FLOOR	228.83	20.83	8.58	17.11	42.49	17.06			6	333.00
28	27th FLOOR	228.83	20.83	8.58	17.11	42.49	17.06			6	333.00
29	28th FLOOR (REFUGE)	187.81	18.78	6.82	17.11	42.49	17.06	42.85		5	333.00
30	29th FLOOR	228.83	20.83	8.58	17.11	42.49	17.06			6	333.00
31	30th FLOOR	228.83	20.83	8.58	17.11	42.49	17.06			6	333.00
32	LIFT MACHINE RM										36.48
	TOTAL	6798.40	612.37	249.12	528.88	1319.63	530.39	257.08	60.00	174	10468.99

SUMMARY OF BUILT UP AREA (BLDG.D7)

NO.	FLOOR	NO. OF FLAT (NOS.)	AREA PER FLOOR (SQ.MT.)
1	GROUND COMM/PART STILT	9	226.97
	TOTAL	9	226.97
	RESI		
2	1st FLOOR	6	228.83
3	2nd FLOOR	6	228.83
4	3rd FLOOR	6	228.83
5	4th FLOOR	6	228.83
6	5th FLOOR (REFUGE)	5	187.81
7	6th FLOOR	6	228.83
8	7th FLOOR	6	228.83
9	8th FLOOR (REFUGE)	5	187.81
10	9th FLOOR	6	228.83
11	10th FLOOR	6	228.83
12	11th FLOOR	6	228.83
13	12th FLOOR	6	228.83
14	13th FLOOR (REFUGE)	5	187.81
15	14th FLOOR	6	228.83
16	15th FLOOR	6	228.83
17	16th FLOOR	6	228.83
18	17th FLOOR	6	228.83
19	18th FLOOR (REFUGE)	5	187.81
20	19th FLOOR	6	228.83
21	20th FLOOR	6	228.83
22	21st FLOOR	6	228.83
23	22nd FLOOR	6	228.83
24	23rd FLOOR (REFUGE)	5	187.81
25	24th FLOOR	6	228.83
26	25th FLOOR	6	228.83
27	26th FLOOR	6	228.83
28	27th FLOOR	6	228.83
29	28th FLOOR (REFUGE)	5	187.81
30	29th FLOOR	6	228.83
31	30th FLOOR	6	228.83
	TOTAL	174	6571.43
			6798.40
	TOTAL B/UP AREA OF COLUMN OUT SIDE BUILDING LINE PER BLDG		
1	0.85 X 1.5		1.28
	GRAND TOTAL		6799.68
	TOTAL B/UP AREA FOR BLDG.D7		
6799.68	X	1	6799.68

BALCONY AREA STATEMENT (BLDG.D7)

S.NO.	FLOOR	NO.OF BAL.	TOTAL
1	STILT	-	-
2	1st FLOOR	8	20.83
3	2nd FLOOR	8	20.83
4	3rd FLOOR	8	20.83
5	4th FLOOR	8	20.83
6	5th FLOOR (REFUGE)	7	18.78
7	6th FLOOR	8	20.83
8	7th FLOOR	8	20.83
9	8th FLOOR (REFUGE)	7	18.78
10	9th FLOOR	8	20.83
11	10th FLOOR	8	20.83
12	11th FLOOR	8	20.83
13	12th FLOOR	8	20.83
14	13th FLOOR (REFUGE)	7	18.78
15	14th FLOOR	8	20.83
16	15th FLOOR	8	20.83
17	16th FLOOR	8	20.83
18	17th FLOOR	8	20.83
19	18th FLOOR (REFUGE)	7	18.78
20	19th FLOOR	8	20.83
21	20th FLOOR	8	20.83
22	21st FLOOR	8	20.83
23	22nd FLOOR	8	20.83
24	23rd FLOOR (REFUGE)	7	18.78
25	24th FLOOR	8	20.83
26	25th FLOOR	8	20.83
27	26th FLOOR	8	20.83
28	27th FLOOR	8	20.83
29	28th FLOOR (REFUGE)	7	18.78
30	29th FLOOR	8	20.83
31	30th FLOOR	8	20.83
	TOTAL	234	612.37
	TOTAL BALCONY AREA FOR BLDG. D7		
612.37	X 1	=	612.37

SUMMARY OF STAIRCASE ,PASSAGES LIFT AREA (BLDG.D7)

NO.	FLOOR	AREA
1	STILT	80.15
2	1st FLOOR	76.66
3	2nd FLOOR	76.66
4	3rd FLOOR	76.66
5	4th FLOOR	76.66
6	5th FLOOR (REFUGE)	76.66
7	6th FLOOR	76.66
8	7th FLOOR	76.66
9	8th FLOOR (REFUGE)	76.66
10	9th FLOOR	76.66
11	10th FLOOR	76.66
12	11th FLOOR	76.66
13	12th FLOOR	76.66
14	13th FLOOR (REFUGE)	76.66
15	14th FLOOR	76.66
16	15th FLOOR	76.66
17	16th FLOOR	76.66
18	17th FLOOR	76.66
19	18th FLOOR (REFUGE)	76.66
20	19th FLOOR	76.66
21	20th FLOOR	76.66
22	21st FLOOR	76.66
23	22nd FLOOR	76.66
24	23rd FLOOR (REFUGE)	76.66
25	24th FLOOR	76.66
26	25th FLOOR	76.66
27	26th FLOOR	76.66
28	27th FLOOR	76.66
29	28th FLOOR (REFUGE)	76.66
30	29th FLOOR	76.66
31	30th FLOOR	76.66
	TOTAL	2380.10
	TOTAL STAIR-CASE,PASSAGE & LIFT AREA FOR BLDG.D7	
2380.10	X 1	2380.10

TOTAL CROSS SECTIONAL AREA OF COLUMNS OUT SIDE THE BUILDING LINE OF BLDG.D7

SR.NO	SIZE				SQ.MT
C1	0.85	X	0.50	=	0.30
C2	1.20	X	0.15	=	0.18
C3	0.08	X	0.82	=	0.07
C4	0.60	X	0.60	=	0.30
			TOTAL		0.85
TOTAL COLUMN AREA OF PER BLDG.					
1	0.85	X	1.5	=	1.28
TOTAL COLUMN AREA FOR					
1.28	X	1		=	1.28

AREA CALCULATION FOR TYPICAL ODD & EVEN 1ST TO 4TH,6TH,7TH,9TH TO 12TH,14TH TO 17TH,19TH TO 22ND,24TH TO 27TH, 29TH & 30TH FLOOR BLDG.D7

A	31.17	X	15.93	X	1	=	496.54	SQ. MTS.
	DEDUCTIONS :-							
D1	6.36	X	2.12	X	1	=	13.48	SQ. MTS.
D2	2.45	X	3.84	X	1	=	9.38	SQ. MTS.
D2a	0.60	X	0.50	X	1	=	0.30	SQ. MTS.
D3	3.27	X	0.81	X	1	=	2.63	SQ. MTS.
D4	3.20	X	0.34	X	1	=	1.09	SQ. MTS.
D5	10.09	X	2.12	X	1	=	21.33	SQ. MTS.
D6	4.31	X	0.50	X	1	=	2.16	SQ. MTS.
D6a	3.71	X	1.22	X	1	=	4.53	SQ. MTS.
D7	1.11	X	0.92	X	1	=	1.02	SQ. MTS.
D8	1.88	X	3.32	X	1	=	6.24	SQ. MTS.
D9	2.40	X	1.52	X	1	=	3.65	SQ. MTS.
D10	8.83	X	2.03	X	1	=	17.92	SQ. MTS.
D11	3.05	X	0.50	X	1	=	1.53	SQ. MTS.
D11a	2.45	X	1.22	X	1	=	2.99	SQ. MTS.
D12	4.01	X	0.14	X	1	=	0.56	SQ. MTS.
D13	3.05	X	0.34	X	1	=	1.04	SQ. MTS.
D14	3.28	X	0.34	X	1	=	1.12	SQ. MTS.
D15	5.88	X	0.75	X	1	=	4.41	SQ. MTS.
D16	4.53	X	0.75	X	1	=	3.40	SQ. MTS.
D17	2.55	X	0.90	X	1	=	2.32	SQ. MTS.
D18	0.52	X	2.22	X	1	=	1.15	SQ. MTS.
D19	3.20	X	0.50	X	1	=	1.60	SQ. MTS.
D19a	2.60	X	1.22	X	1	=	3.17	SQ. MTS.
D20	9.50	X	2.03	X	1	=	19.29	SQ. MTS.
D21	1.88	X	3.32	X	1	=	6.24	SQ. MTS.
D22	2.40	X	1.52	X	1	=	3.65	SQ. MTS.
D23	1.77	X	0.75	X	1	=	1.33	SQ. MTS.
D24	1.35	X	0.93	X	1	=	1.26	SQ. MTS.
D25	3.65	X	1.83	X	1	=	6.68	SQ. MTS.
S1	3.27	X	3.03	X	1	=	9.91	SQ. MTS.
S1a	3.12	X	2.30	X	1	=	7.18	SQ. MTS.
S1b	1.35	X	0.75	X	1	=	1.01	SQ. MTS.
	TOTAL					=	183.54	SQ. MTS.
	DEDUCTIONS FOR CUB :-							
C1	1.68	X	0.63	X	4	=	4.51	SQ. MTS.
C2	0.60	X	1.22	X	4	=	2.93	SQ. MTS.
C3	2.06	X	0.63	X	1	=	1.24	SQ. MTS.
	TOTAL				9	=	8.68	SQ. MTS.

DEDUCTIONS FOR STAIRCASE PASSAGE, LIFT :-

S2	3.86	X	3.40	X	1	=	13.15	SQ. MTS.
S2a	1.50	X	0.94	X	1	=	1.41	SQ. MTS.
S2b	2.21	X	0.79	X	1	=	1.75	SQ. MTS.
S2c	4.01	X	0.20	X	1	=	0.80	SQ. MTS.
	TOTAL					=	17.11	SQ. MTS.
P1	5.60	X	2.25	X	1	=	12.60	SQ. MTS.
P2	5.88	X	0.15	X	1	=	0.88	SQ. MTS.
P3	7.61	X	2.40	X	1	=	18.26	SQ. MTS.
P4	2.75	X	2.11	X	1	=	5.80	SQ. MTS.
P5	2.61	X	1.83	X	1	=	4.78	SQ. MTS.
P6	1.11	X	0.15	X	1	=	0.17	SQ. MTS.
	TOTAL					=	42.48	SQ. MTS.
	TOTAL					=	59.60	SQ. MTS.
L1	2.37	X	0.90	X	1	=	2.13	SQ. MTS.
L1a	2.14	X	1.13	X	1	=	2.42	SQ. MTS.
L2	2.21	X	2.26	X	1	=	4.99	SQ. MTS.
L3	2.48	X	1.08	X	1	=	2.68	SQ. MTS.
L3a	2.24	X	2.16	X	1	=	4.84	SQ. MTS.
	TOTAL					=	17.08	SQ. MTS.
	DEDUCTIONS FOR BALCONY :-							
B1	3.28	X	0.63	X	4	=	8.27	SQ. MTS.
B2	3.28	X	0.90	X	2	=	5.90	SQ. MTS.
B3	3.20	X	1.04	X	2	=	6.66	SQ. MTS.
	TOTAL				8	=	20.83	SQ. MTS.
	BUILT UP AREA OF PER FLOOR							
=	496.54	-	163.54	+	8.68	-	76.65	+ 20.83
=	496.54	-	269.71					
=	226.83	SQ.MTS						
	BALCONY AREA STATEMENT							
B1	3.25	X	0.63	X	4	=	8.27	SQ. MTS.
B2	3.28	X	0.90	X	2	=	5.90	SQ. MTS.
B3	3.20	X	1.04	X	2	=	6.66	SQ. MTS.
	TOTAL				8	=	20.83	SQ. MTS.
	BALCONY AREA PERMISSIBLE :-							
=	10%	OF	226.83	SQ. MTS		=	22.68	SQ. MTS.
	BALCONY AREA PROPOSED					=	20.83	SQ. MTS.
	BALCONY AREA EXCESS					=	0.00	SQ. MTS.
	TOTAL BUILT UP AREA OF PER FLOOR							
	226.83	+	0.00			=	226.83	SQ. MTS.
	TOTAL BUILT UP AREA OF TYPICAL ODD & EVEN 1ST TO 4TH,6TH,7TH,9TH TO 12TH,14TH TO 17TH,19TH TO 22ND, 24TH TO 27TH,29TH & 30TH FLOOR BLDG.D7							
226.83	X	24				=	5443.68	SQ. MTS.

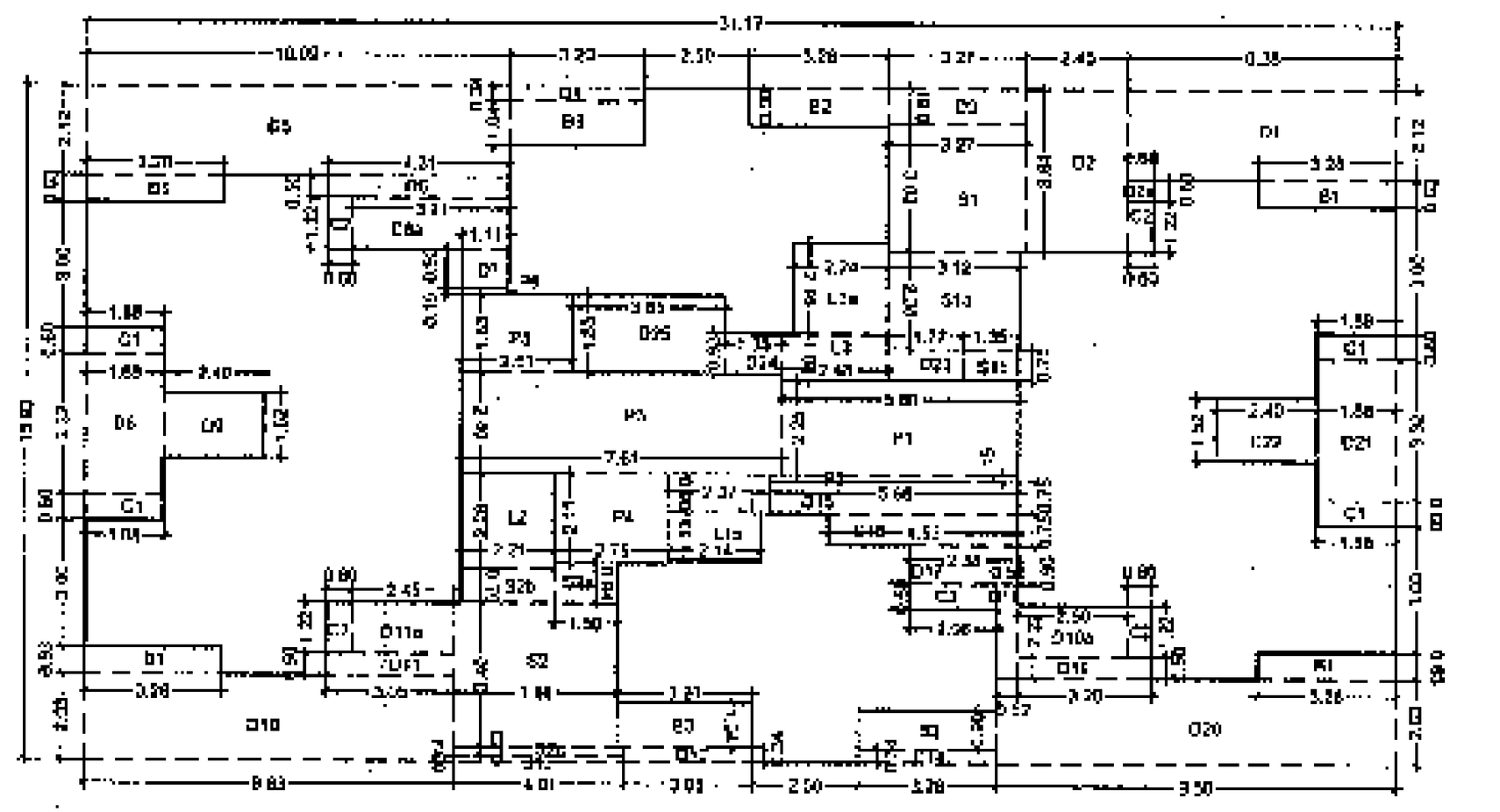

TYPICAL ODD & EVEN 1ST TO 4TH,6TH,7TH,9TH TO 12TH, 14TH TO 17TH, 19TH TO 22ND, 24TH TO 27TH,29TH & 30TH FLOOR AREA DIAGRAM BLDG - D7 SCALE - 1:200

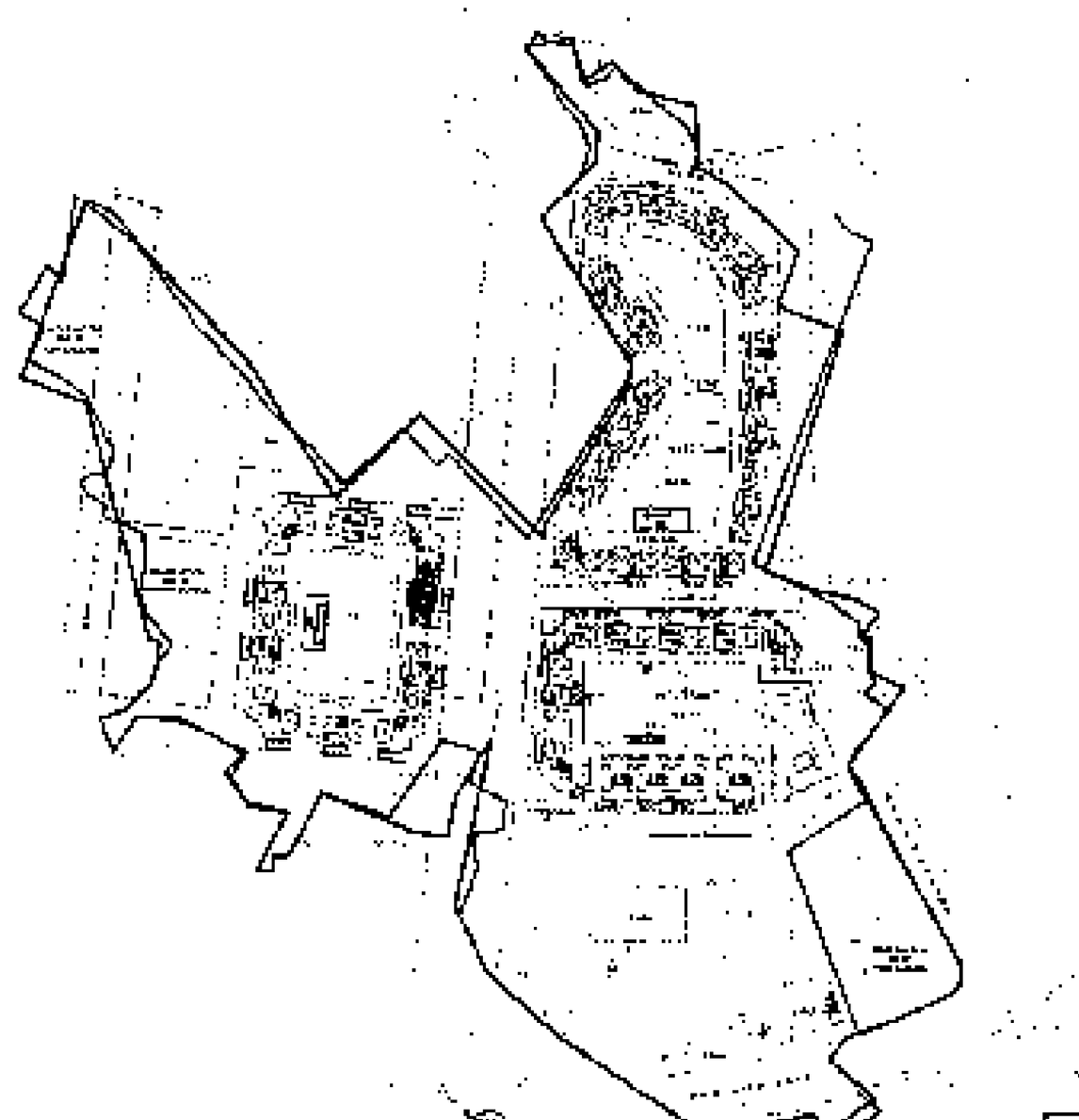

KEY PLAN SCALE 1:500

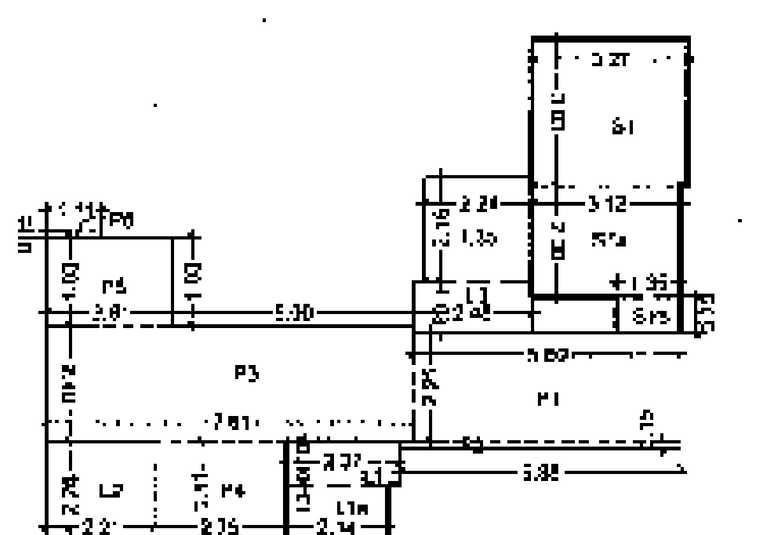

TYPICAL ODD & EVEN FLOOR STAIR, PASS & LIFT AREA DIAGRAM BLDG - D7 SCALE - 1:200

FOR TYPICAL STAIRCASE PASSAGE & LIFTAREA CALCULATION PER FLOORS BLDG- D7

S2	3.86	X	3.40	X	1	=	13.15	SQ. MTS.
S2a	1.50	X	0.94	X	1	=	1.41	SQ. MTS.
S2b	2.21	X	0.79	X	1	=	1.75	SQ. MTS.
S2c	4.01	X	0.20	X	1	=	0.80	SQ. MTS.
	TOTAL					=	17.11	SQ. MTS.
P1	5.60	X	2.25	X	1	=	12.60	SQ. MTS.
P2	5.88	X	0.15	X	1	=	0.88	SQ. MTS.
P3	7.61	X	2.40	X	1	=	18.26	SQ. MTS.
P4	2.75	X	2.11	X	1	=	5.80	SQ. MTS.
P5	2.61	X	1.83	X	1	=	4.70	SQ. MTS.
P6	1.11	X	0.15	X	1	=	0.17	SQ. MTS.
	TOTAL					=	42.49	SQ. MTS.
	TOTAL					=	59.60	SQ. MTS.
L1	2.37	X	0.90	X	1	=	2.13	SQ. MTS.
L1a	2.14	X	1.13	X	1	=	2.42	SQ. MTS.
L2	2.21	X	2.26	X	1	=	4.99	SQ. MTS.
L3	2.48	X	1.08	X	1	=	2.68	SQ. MTS.
L3a	2.24	X	2.16	X	1	=	4.84	SQ. MTS.
	TOTAL					=	17.06	SQ. MTS.
	TOTAL					=	76.66	SQ. MTS.
	TOTAL STAIR-CASE & PASSAGE AREA CALCULATION FOR TYPICAL 1ST TO 20TH FLOOR :-BLDG- D7							
	76.66	X	20			=	1533.30	SQ. MTS.

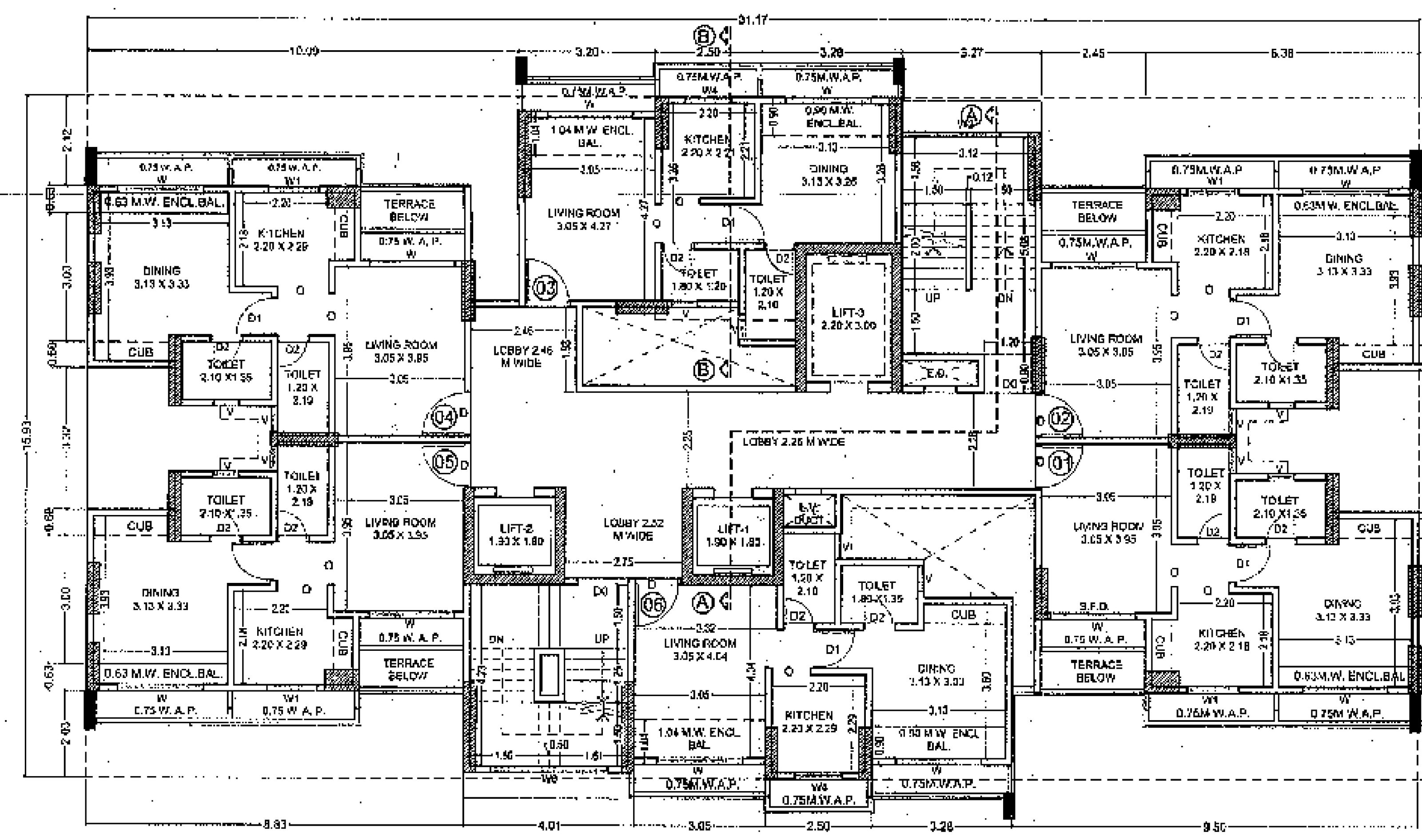

TYPICAL EVEN 2ND,4TH,6TH,10TH,12TH,14TH,16TH,20TH, 22ND,24TH,26TH & 30TH FLOOR PLAN BLDG -D7 SCALE - 1:100

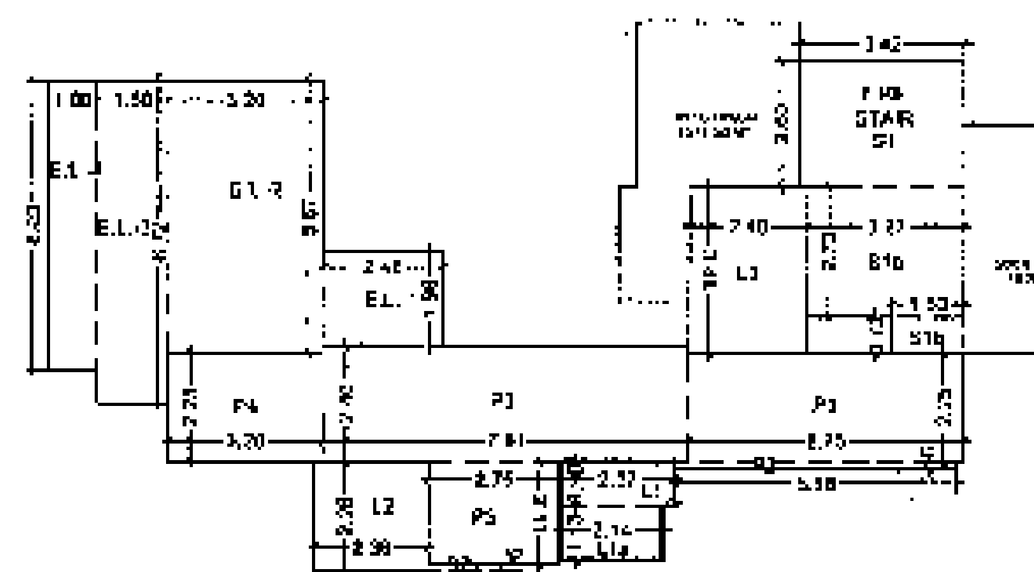

GROUND / PART STILT FLOOR STAIR, PASS,LIFT & ENT.LOBBY AREA DIAGRAM BLDG - D7 SCALE - 1:200

GROUND COMM.FLOOR FOR STAIRCASE PASSAGE & LIFT AREA CALCULATION :- BLDG-D7

	STAIRCASE AREA							
S2	3.71	X	4.40	X	1	=	16.32	SQ. MTS.
S2a	1.50	X	0.15	X	1	=	0.23	SQ. MTS.
	TOTAL					=	16.55	SQ. MTS.
	PASSAGE AREA							
P1	5.75	X	2.25	X	1	=	12.94	SQ. MTS.
P2	5.88	X	0.15	X	1	=	0.88	SQ. MTS.
P3	7.61	X	2.40	X	1	=	18.26	SQ. MTS.
P4	3.20	X	2.25	X	1	=	7.20	SQ. MTS.
P5	2.75	X	2.11	X	1	=	5.80	SQ. MTS.
	TOTAL					=	45.09	SQ. MTS.
	LIFT AREA							
L1	2.37	X	0.90	X	1	=	2.13	SQ. MTS.
L1a	2.14	X	1.13	X	1	=	2.42	SQ. MTS.
L2	2.36	X	2.26	X	1	=	5.33	SQ. MTS.
L3	2.48	X	3.48	X	1	=	8.63	SQ. MTS.
	TOTAL					=	18.52	SQ. MTS.
	TOTAL					=	80.15	SQ. MTS.
	ENTERANCE LOBBY AREA							
ET-1	2.48	X	1.98	X	1	=	4.91	SQ. MTS.
ET-2	3.20	X	5.67	X	1	=	18.14	SQ. MTS.
ET-3	1.50	X	6.72	X	1	=	10.08	SQ. MTS.
ET-4	1.00	X	6.03	X	1	=	6.03	SQ. MTS.
	TOTAL					=	39.16	SQ. MTS.
	TOTAL					=	119.31	SQ. MTS.
	TOTAL STAIR-CASE & PASSAGE AREA CALCULATION FOR GROUND COMM FLOOR :-BLDG- D7							
	119.31	X	1			=	119.31	SQ. MTS.

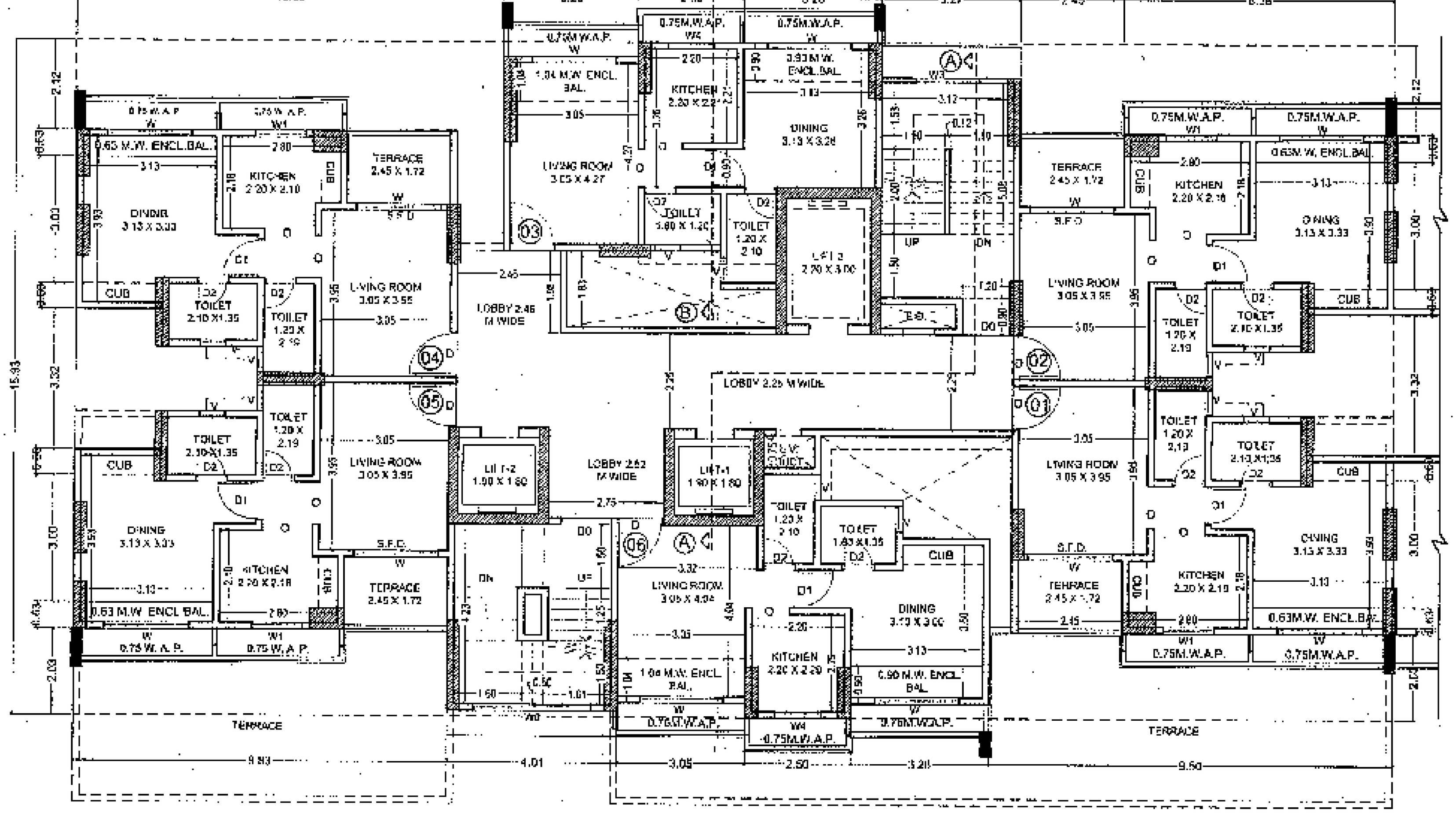

ODD 1ST FLOOR PLAN BLDG - D7 SCALE - 1:100

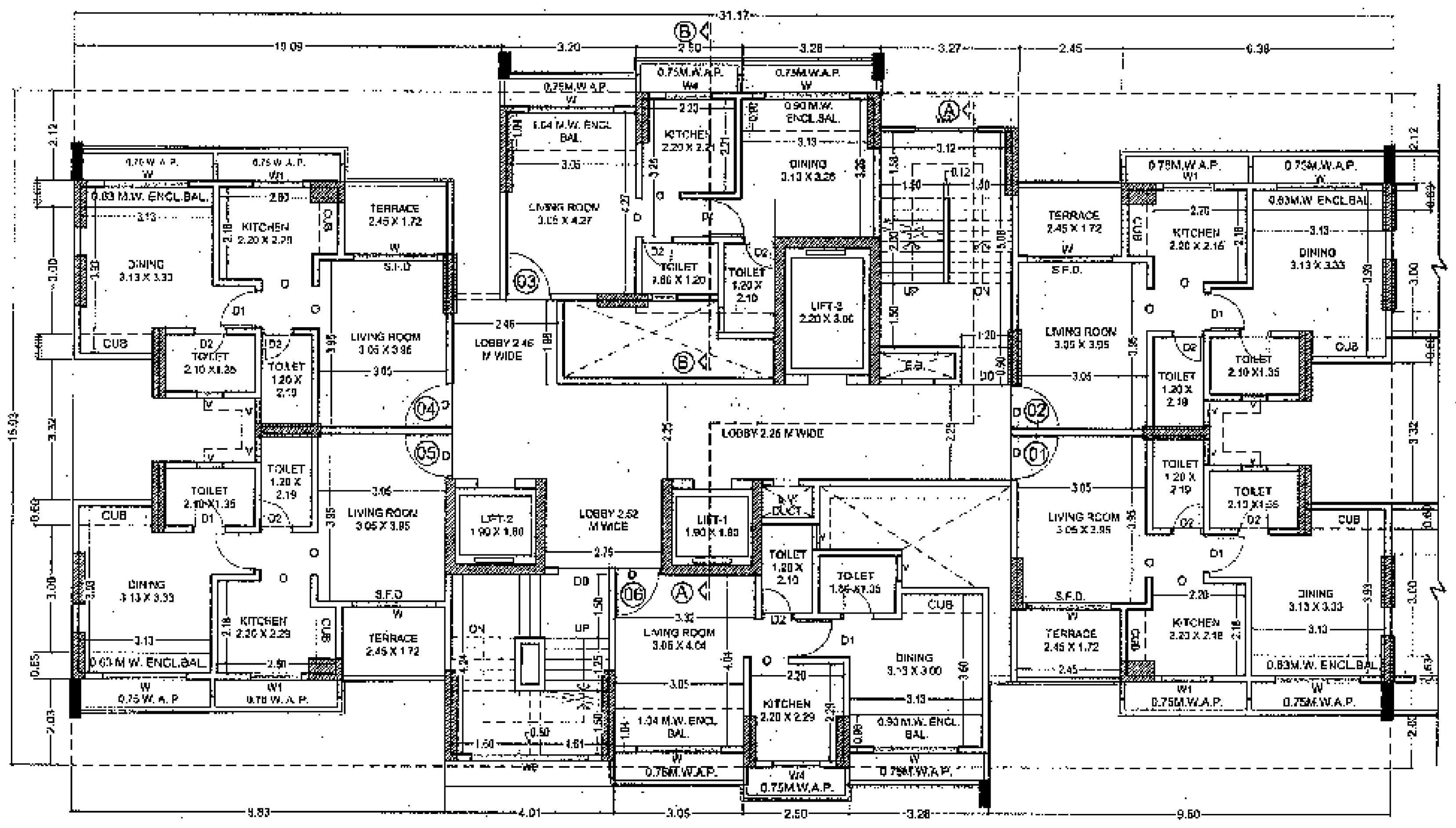

TYPICAL ODD 3RD,7TH,9TH,11TH,15TH,17TH,19TH,21ST,25TH,27TH & 29TH FLOOR PLAN BLDG - D7 SCALE - 1:100

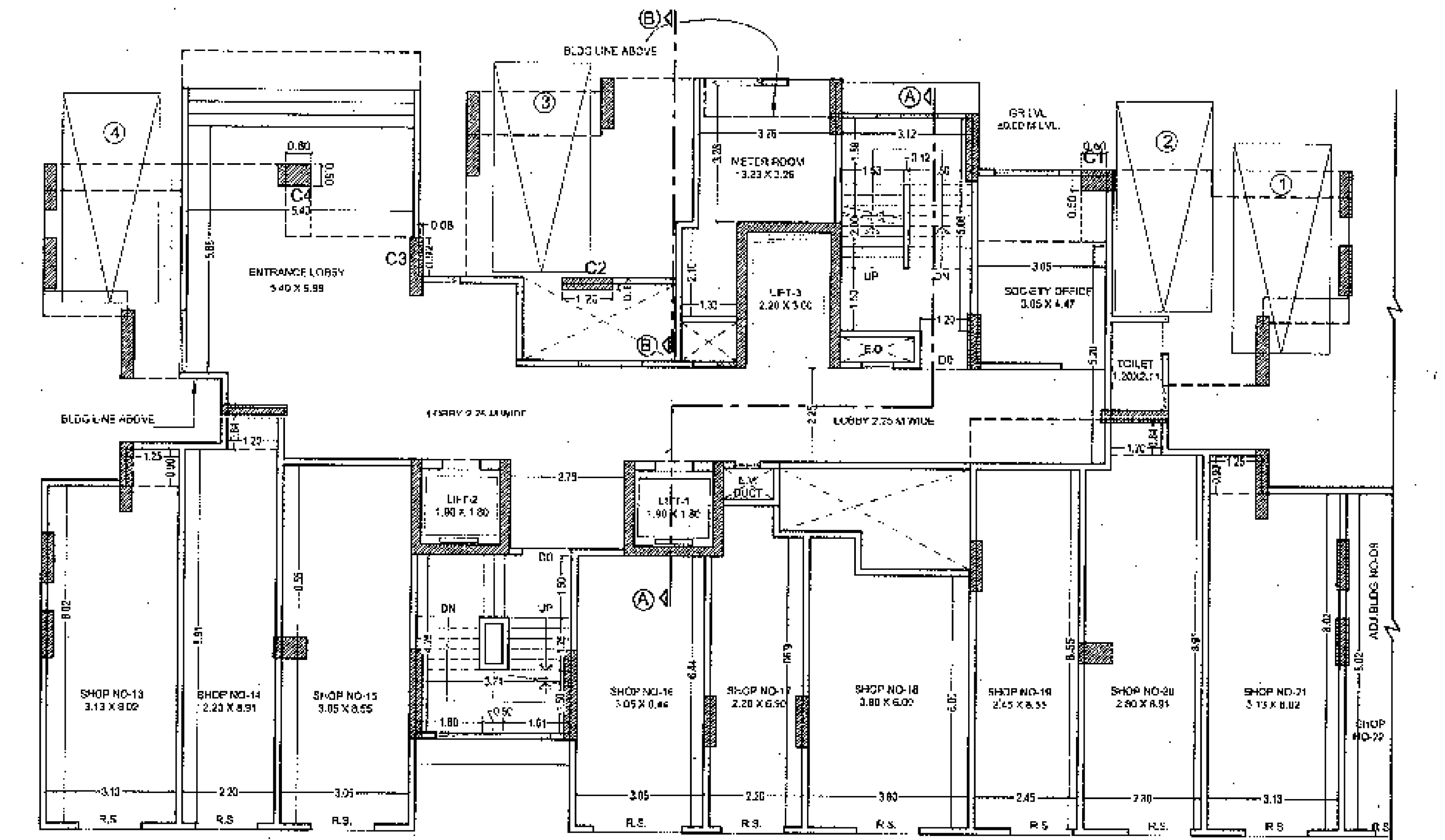

GROUND (COMM) FLOOR PLAN BLDG - D7 SCALE - 1:100

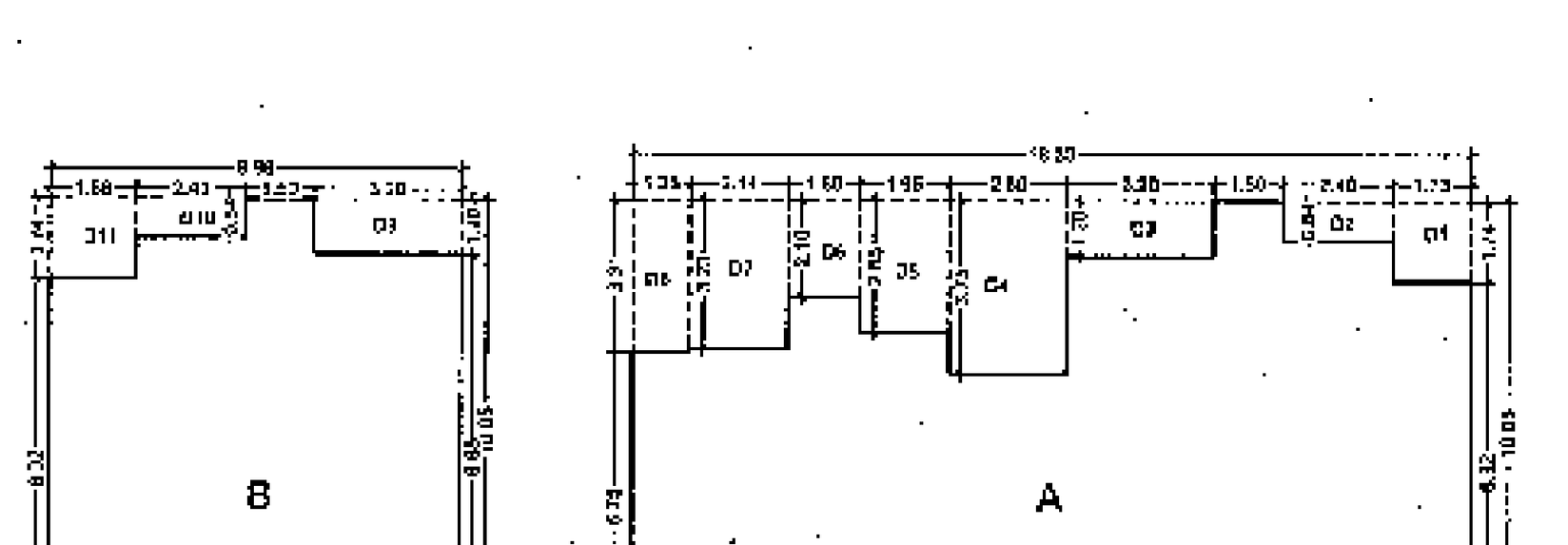

GROUND (COMM) FLOOR AREA DIAGRAM BLDG - D7 SCALE - 1:200

AREA CALCULATION FOR GROUND COMM.FLOOR BLDG.D7

A	18.33	X	10.05	X	1	=	184.22	SQ. MTS.
B	8.98	X	10.05	X	1	=	90.25	SQ. MTS.
	TOTAL					=	274.47	SQ. MTS.
	DEDUCTIONS :-							
D1	1.73	X	1.74	X	1	=	3.03	SQ. MTS.
D2	2.40	X	0.84	X	1	=	2.03	SQ. MTS.
D3	3.20	X	1.20	X	1	=	3.84	SQ. MTS.
D4	2.58	X	3.75	X	1	=	9.60	SQ. MTS.
D5	1.95	X	2.85	X	1	=	5.56	SQ. MTS.
D6	1.58	X	2.10	X	1	=	3.32	SQ. MTS.
D7	2.14	X	3.23	X	1	=	6.91	SQ. MTS.
D8	1.25	X	3.31	X	1	=	4.14	SQ. MTS.
D9	3.20	X	1.20	X	1	=	3.84	SQ. MTS.
D10	2.40	X	0.84	X	1	=	2.02	SQ. MTS.
D11	1.88	X	1.74	X	1	=	3.27	SQ. MTS.
	TOTAL					=	47.50	SQ. MTS.
	BUILT UP AREA OF PER FLOOR							
=	274.47	-	47.50					
=	274.47	-	47.50					
=	226.97	SQ.MTS						
	TOTAL BUILT UP AREA OF PER FLOOR							
	226.97	+	0.00			=	226.97	SQ. MTS.
	TOTAL BUILT UP AREA OF GROUND COMM.FLOOR BLDG D7							
	226.97	X	1			=	226.97	SQ. MTS.

PROFORMA 'B'

OWNER'S NAME: [signature]

REV.	DATE	DESCRIPTION	DRAWN	APPROVED

PROJECT :
PROPOSED 'RAUNAK CITY' ON PLOT BEARING S.NO. 50 H.NO. 3/2, 3/3 S.NO.51 H.NO.1,7,5 (PT),6 S.NO.53 H.NO. 1,4 S.NO. 64 H.NO. 6,4, 1/2/1, 5,7, 1/1 S.NO. 65 H.NO. 5,1, 7/1 , 4,9,2,3 S.NO. 66 H.NO.2,1,3/1(PT) AT WADEGHAR KALYAN (W)

SCALE : 1:100

DATE :

TITLE :
STILT FLOOR PLAN,TYPICAL ODD & EVEN FLOOR PLAN & AREA DIAGRAM & AREA CALCULATION FOR SUMMARY OF B/UP AREA,SUMMARY OF BAL TYPI.FLR STAIR,PASS & LIFT AREA DIAGRAM & CALCULATION LOCATION PLAN, SCHEDULE OF OPENINGS ETC.

PROJ. NO.

DRG. NO. | REV. SUFF.

DRAWN BY	CHECKED	APPROVED BY
SALVI		AR-MAHAJAN

design consortium
ARCHITECT & INTERIOR DESIGNER
GROUND FLOOR,MA BHAVANI APARTMENT,NEAR TULJABHAVANI MANDIR,BHASKAR COLONY,SERVICE ROAD, EASTERN EXPRESS HIGHWAY,THANE- 400602
TEL NO. 25333985/9920462588
EMAIL ID:- info@dcaipl.com Website:- www.dcaipl.com

SHEET NO.	13/21
DRGS FOR BLDG.D7	2/2

STAMP OF APPROVAL OF PLANS

बांधकाम नकाशे मंजूर.....रेखांकित

रांगेने दुसऱ्याही दायरोत्पन्नापासी व बांधकाम प्रारंभ

प्रमाणपत्र क्र.कडोंमपा / नरवि / बां / अकृषि-[illegible]/2022-38/20/986

दिनांक 23/03/22 ची सोडतीत

दिलेल्या अटीप्रमाणे.

सहायक संचालक नगररचना (रेखांकित)
कल्याण डोंबिवली महानगरपालिका

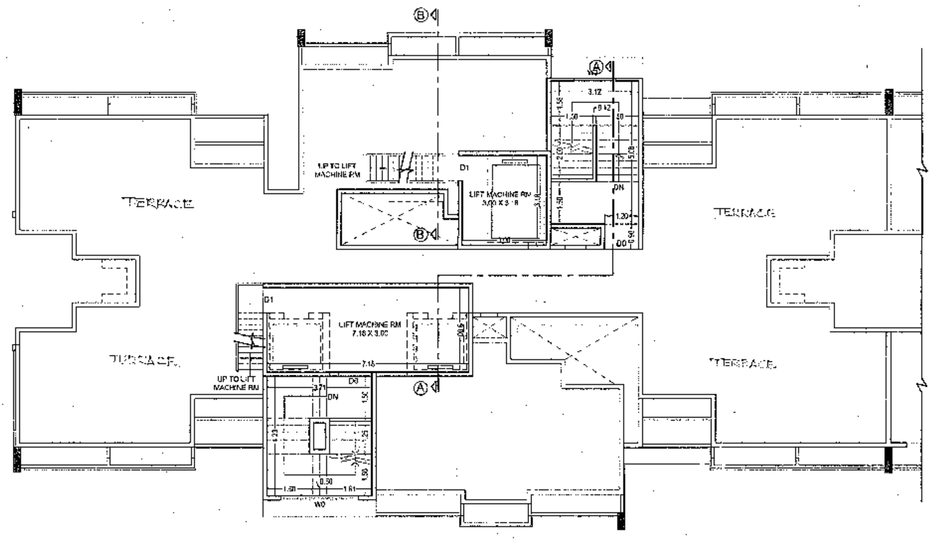

TERRACE FLOOR PLAN BLDG - D7 SCALE - 1:100

SCHEDULE OF OPENINGS			
SR	OPENING	SIZE	SPECIFICATIONS
1	D	1.05 X 2.10	T.W. FRAME FULLY PANELLED DOOR
2	D1	0.90 X 2.10	T.W. FRAME FULLY PANELLED DOOR
3	D2	0.75 X 2.10	T.W. FRAME FLUSH DOOR
4	S.L.D.	2.40 X 2.10	GLAZED ALLUMINIUM SLIDING DOOR
5	O	1.00 X 2.10	
6	W	2.60 X 2.10	GLAZED ALLUMINIUM SLIDING WINDOW
7	W1	1.20 X 0.60	GLAZED ALLUMINIUM SLIDING WINDOW
8	W2	1.10 X 1.20	GLAZED ALLUMINIUM SLIDING WINDOW
9	W3	1.50 X 1.20	GLAZED ALLUMINIUM SLIDING WINDOW
10	V	0.60 X 0.09	ALLUMINIUM FRAME LOUVERED GLASS VENTILATOR

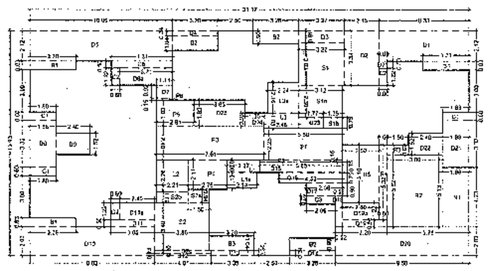

TYPICAL ODD & EVEN REFUGE 5TH,8TH,13TH,18TH,23RD & 28TH FLOOR AREA DIAGRAM BLDG - D7 SCALE - 1:200

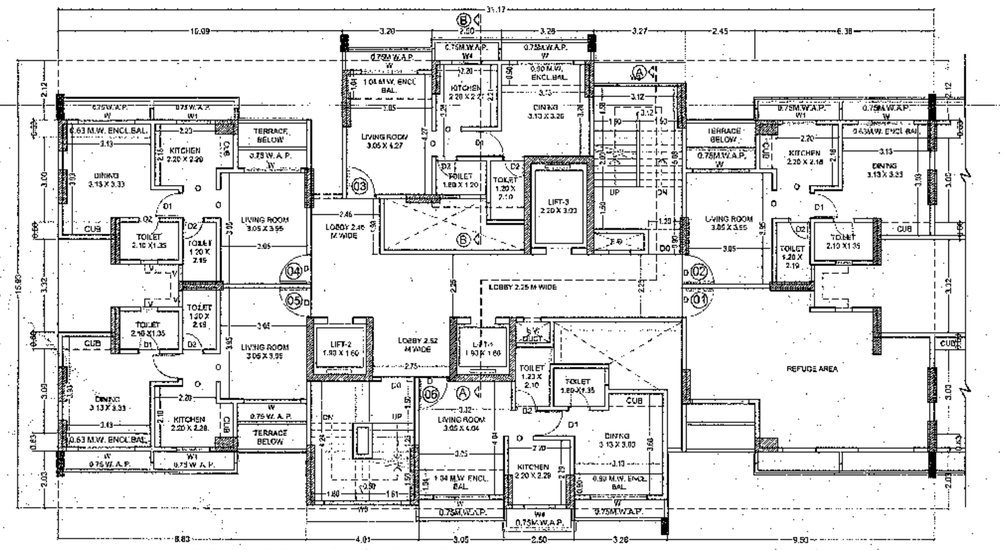

SECTION AT A-A
SCALE -1:100

SECTION AT B-B
SCALE -1:100

TYPICAL EVEN REFUGE 8TH ,18TH & 28TH FLOOR PLAN BLDG - D7 SCALE - 1:100

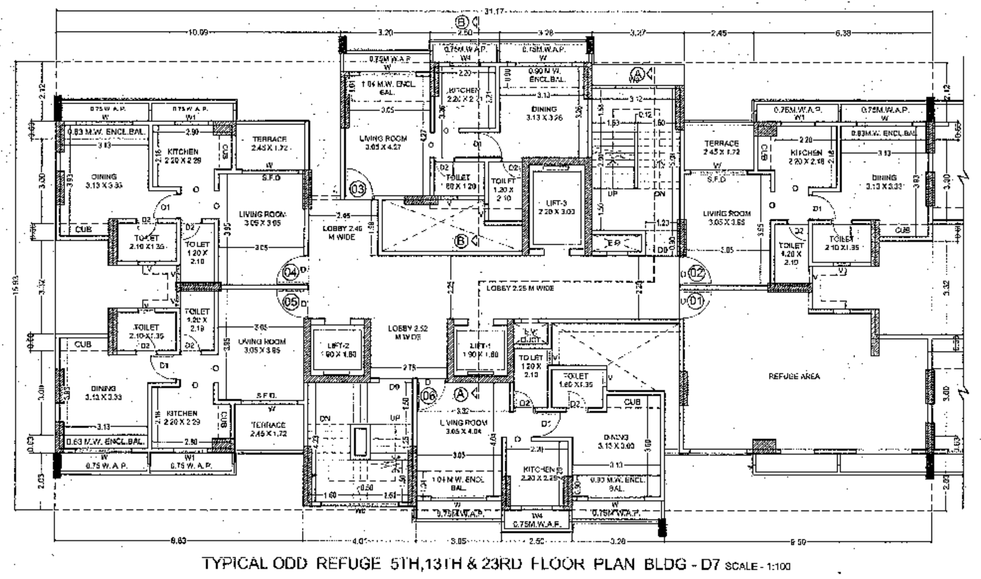

TYPICAL ODD REFUGE 5TH,13TH & 23RD FLOOR PLAN BLDG - D7 SCALE - 1:100

AREA CALCULATION FOR TYPICAL ODD & EVEN REFUGE 5TH,8TH,13TH,18TH, 23RD & 28TH FLOOR BLDG.D7								
A	31.17	X	15.95	X	1	=	496.64	SQ. MTS.
DEDUCTIONS :-								
D1	0.90	X	2.12	X	1	=	1.91	SQ. MTS.
D2	2.45	X	3.84	X	1	=	9.41	SQ. MTS.
D2a	0.80	X	0.50	X	1	=	0.40	SQ. MTS.
D3	3.27	X	0.81	X	1	=	2.65	SQ. MTS.
D4	3.20	X	0.34	X	1	=	1.09	SQ. MTS.
D5	10.09	X	2.12	X	1	=	21.39	SQ. MTS.
D6	4.31	X	0.69	X	1	=	2.98	SQ. MTS.
D6a	3.71	X	1.22	X	1	=	4.53	SQ. MTS.
D7	1.11	X	0.92	X	1	=	1.02	SQ. MTS.
D8	1.88	X	3.32	X	1	=	6.24	SQ. MTS.
D9	2.40	X	1.52	X	1	=	3.65	SQ. MTS.
D10	8.83	X	2.03	X	1	=	17.92	SQ. MTS.
D11	3.05	X	0.09	X	1	=	1.63	SQ. MTS.
D11a	2.45	X	1.22	X	1	=	2.99	SQ. MTS.
D12	4.01	X	0.14	X	1	=	0.56	SQ. MTS.
D13	3.05	X	0.34	X	1	=	1.04	SQ. MTS.
D14	3.28	X	0.34	X	1	=	1.12	SQ. MTS.
D15	5.65	X	0.75	X	1	=	4.41	SQ. MTS.
D16	4.53	X	0.75	X	1	=	3.40	SQ. MTS.
D17	2.58	X	0.90	X	1	=	2.32	SQ. MTS.
D18	0.92	X	2.22	X	1	=	1.16	SQ. MTS.
D19	3.20	X	0.50	X	1	=	1.60	SQ. MTS.
D19a	2.80	X	1.22	X	1	=	3.17	SQ. MTS.
D20	9.60	X	2.03	X	1	=	19.29	SQ. MTS.
D21	1.88	X	3.32	X	1	=	5.24	SQ. MTS.
D22	2.40	X	1.52	X	1	=	3.65	SQ. MTS.
D23	1.77	X	0.75	X	1	=	1.33	SQ. MTS.
D24	1.35	X	0.90	X	1	=	1.21	SQ. MTS.
D25	5.55	X	1.80	X	1	=	9.99	SQ. MTS.
S1	3.27	X	3.03	X	1	=	9.91	SQ. MTS.
S1a	5.12	X	2.30	X	1	=	7.18	SQ. MTS.
S1b	1.35	X	0.75	X	1	=	1.01	SQ. MTS.
TOTAL						=	163.64	SQ. MTS.
DEDUCTIONS FOR CUB :-								
C1	1.88	X	0.60	X	3	=	3.38	SQ. MTS.
C2	0.60	X	1.22	X	3	=	2.20	SQ. MTS.
C3	2.00	X	0.60	X	1	=	1.24	SQ. MTS.
TOTAL					7	=	6.62	SQ. MTS.

DEDUCTIONS FOR STAIRCASE PASSAGE, LIFT :-								
S2	3.05	X	3.45	X	1	=	13.15	SQ. MTS.
S2b	1.50	X	0.94	X	1	=	1.41	SQ. MTS.
S2b	2.21	X	0.79	X	1	=	1.75	SQ. MTS.
S2c	4.01	X	0.20	X	1	=	0.80	SQ. MTS.
TOTAL						=	17.11	SQ. MTS.
P1	5.60	X	2.25	X	1	=	12.60	SQ. MTS.
P2	5.98	X	0.15	X	1	=	0.88	SQ. MTS.
P3	7.01	X	2.42	X	1	=	16.96	SQ. MTS.
P4	2.75	X	2.11	X	1	=	5.80	SQ. MTS.
P5	2.61	X	1.82	X	1	=	4.75	SQ. MTS.
P6	1.11	X	0.15	X	1	=	0.17	SQ. MTS.
TOTAL						=	42.49	SQ. MTS.
TOTAL						=	59.60	SQ. MTS.
L1	2.37	X	0.90	X	1	=	2.13	SQ. MTS.
L1a	2.14	X	1.13	X	1	=	2.42	SQ. MTS.
L2	2.21	X	2.26	X	1	=	4.99	SQ. MTS.
L3	2.48	X	1.08	X	1	=	2.68	SQ. MTS.
L3a	2.24	X	2.16	X	1	=	4.84	SQ. MTS.
TOTAL						=	17.05	SQ. MTS.
DEDUCTIONS FOR BALCONY :-								
B1	3.38	X	0.63	X	3	=	6.38	SQ. MTS.
B2	3.28	X	0.95	X	2	=	5.90	SQ. MTS.
B3	3.20	X	1.04	X	2	=	6.60	SQ. MTS.
TOTAL					7	=	18.78	SQ. MTS.
DEDUCTIONS FOR REFUGE :-								
R1	1.56	X	4.23	X	1	=	7.65	SQ. MTS.
R2	2.70	X	5.13	X	1	=	20.01	SQ. MTS.
R3	1.00	X	0.99	X	1	=	1.04	SQ. MTS.
R4	0.60	X	5.32	X	1	=	3.19	SQ. MTS.
R5	2.60	X	4.10	X	1	=	10.66	SQ. MTS.
TOTAL					5	=	42.55	SQ. MTS.
BUILT UP AREA OF PER FLOOR								
= 496.64	-	163.64	+	6.62	+	79.66	+	31.61
= 496.64	-	206.63						
= 187.91 SQ.MTS								
BALCONY AREA STATEMENT								
B1	3.38	X	0.63	X	3	=	6.38	SQ. MTS.
B2	3.28	X	0.95	X	2	=	5.90	SQ. MTS.
B3	3.20	X	1.04	X	2	=	6.66	SQ. MTS.
TOTAL					7	=	18.78	SQ. MTS.
BALCONY AREA PERMISSIBLE :-								
10%	OF	187.91	SQ. MTS.			=	18.79	SQ. MTS.
BALCONY AREA PROPOSED						=	18.78	SQ. MTS.
BALCONY AREA EXCESS						=	0.69	SQ. MTS.
TOTAL BUILT UP AREA OF PER FLOOR								
187.91	+	6.09				=	187.91	SQ. MTS.
TOTAL BUILT UP AREA OF TYPICAL ODD & EVEN REFUGE 5TH,8TH,13TH,18TH,23RD & 28TH FLOOR BLDG.D7								
187.91	X	6				=	1127.47	SQ. MTS.

PROFORMA 'B'

OWNER'S NAME:

REV.	DATE	DESCRIPTION	DRAWN	APPROVED

PROJECT :

PROPOSED 'RAUNAK CITY' ON PLOT BEARING S.NO. 99 H.NO. 2/2, 2/3 S.NO.51 H.NO.1,7,5 (PT).6 S.NO.53 H.NO. 1,4 S.NO. 64 H.NO. 6,4 , 1/7/1 , 5,7, 1/1 S.NO. 65 H.NO. 5,1, 7/1 , 4,8,2,3 S.NO. 66 H.NO.2,1,3/1(PT) AT WADEGHAR KALYAN (W)

SCALE : 1:100

DATE :

TITLE :

TYPICAL ODD & EVEN REFUGE FLOOR PLAN,AREA DIAGRAM & AREA CALCULATION,TERRACE PLAN, SECTION AT A-A ,SECTION AT B-B.

PROJ. NO.

DRG. NO. | REV. SUFF.

DRAWN BY	CHECKED	APPROVED BY
SALVI		AR-MAHAJAN

design consortium
ARCHITECT & INTERIOR DESIGNER
GROUND FLOOR,MA BHAVANI APARTMENT,NEAR TULJABHAVANI MANDIR,BHASKAR COLONY,SERVICE ROAD, EASTERN EXPRESS HIGHWAY,THANE:- 400602
TEL NO. 25333885/9820482586
EMAIL ID:- info@dcalpl.com Website:- www.dcalpl.com