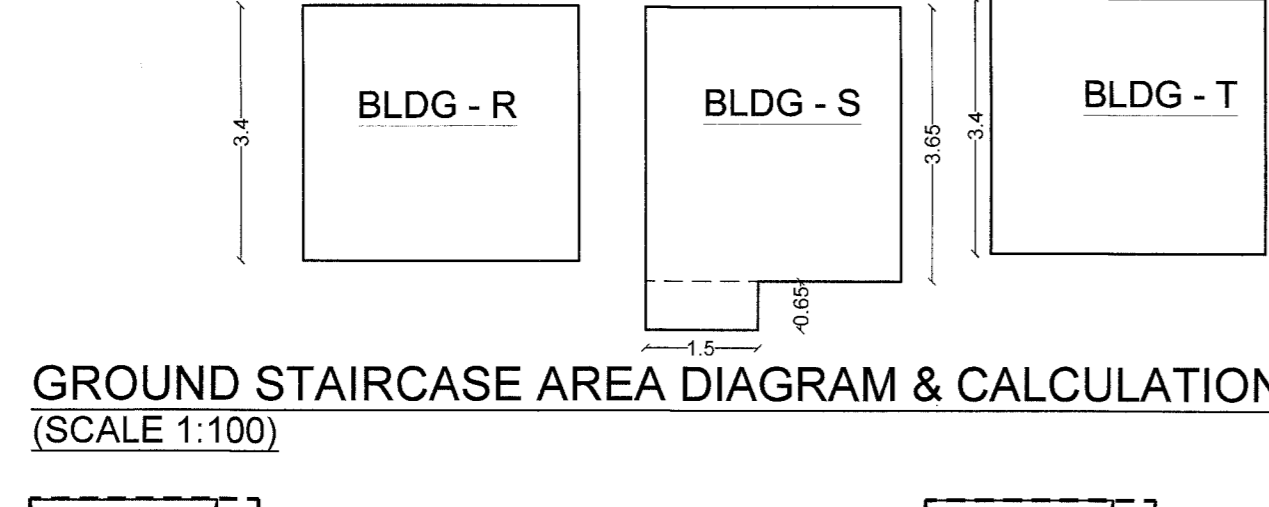


A SIDE ELEVATION SCALE 1:100

SOCIETY OFFICE BUILT UP AREA CALCULATION

S.NO	Description	Length	X	Breadth	No.	Area in sqm
1	Block	5.050	X	6.800	1	34.340
Total						34.340 (A)
Deductions						
1		2.700	X	1.300	X 1	= 3.510
2		2.150	X	0.150	X 1	= 0.323
3		0.750	X	2.500	X 1	= 1.875
4		2.650	X	0.150	X 1	= 0.398
Total Deductions						6.106 (B)
TOTAL BUILT UP AREA ON SOCIETY OFFICE (A-B)						28.235 (C)



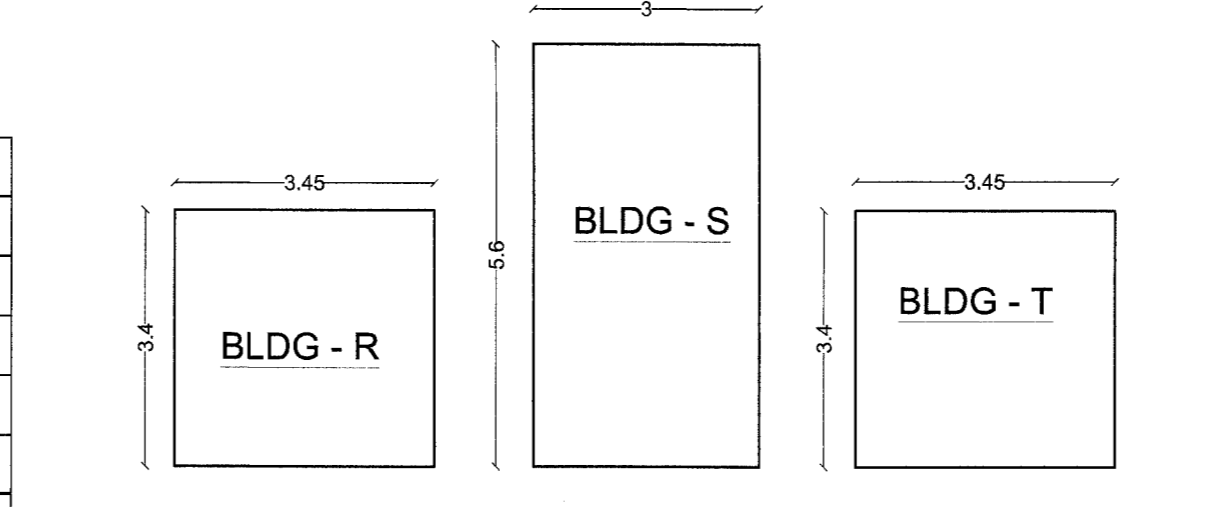
GROUND STAIRCASE AREA DIAGRAM & CALCULATION (SCALE 1:100)

GROUND FLOOR STAIRCASE BUILT UP AREA CALCULATION

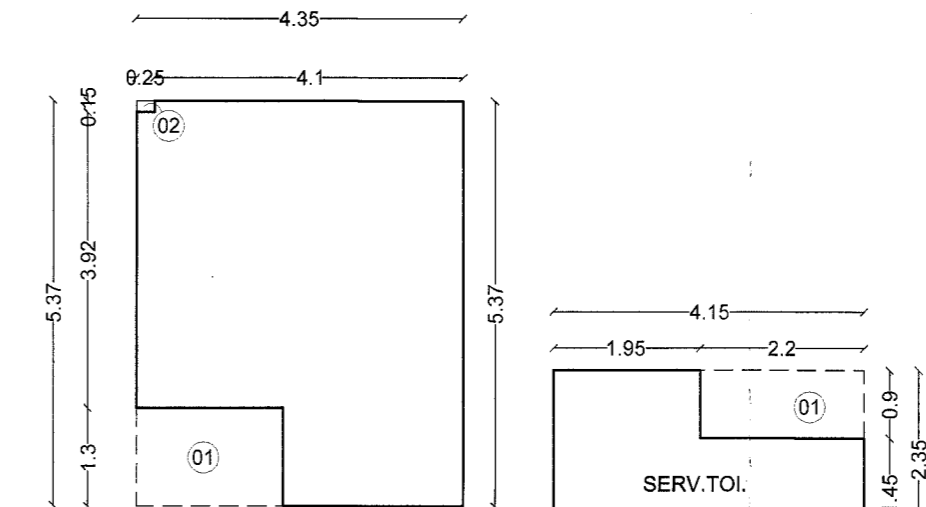
S.NO	Description	Length	X	Breadth	No.	Area in sqm
1	BLDG. R	3.650	X	3.400	X 2	= 24.820
2	BLDG. S	3.400	X	3.650	X 2	= 24.820
3	BLDG. T	1.500	X	0.650	X 2	= 1.950
TOTAL BUILT UP AREA ON GROUND FLOOR						76.410

GROUND FLOOR BUILT UP AREA CALCULATION

S.NO	Description	Length	X	Breadth	No.	Area in sqm
1	BLDG. R	3.450	X	3.400	X 1	= 11.730
2	BLDG. S	3.000	X	5.600	X 1	= 16.800
3	BLDG. T	3.450	X	3.400	X 1	= 11.730
TOTAL BUILT UP AREA ON GROUND FLOOR						40.260



GROUND ENTRANCE LOBBY AREA DIAGRAM & CALCULATION (SCALE 1:100)



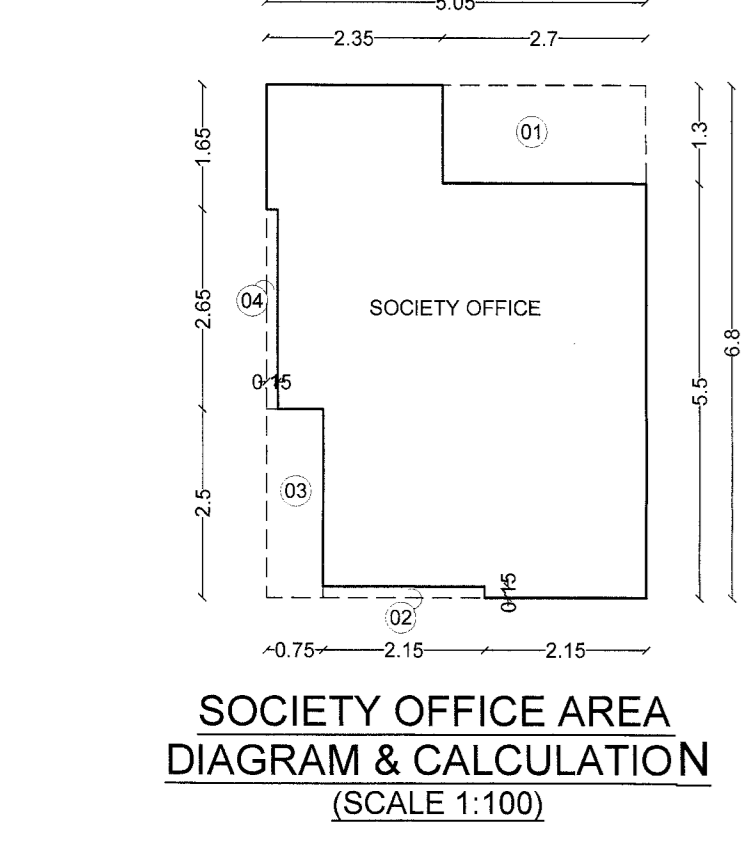
DRIVERS ROOM & SERVENT TOILET AREA DIAGRAM & CALCULATION (SCALE 1:100)

DRIVERS ROOM & SERVENT TOILET BUILT UP AREA CALCULATION

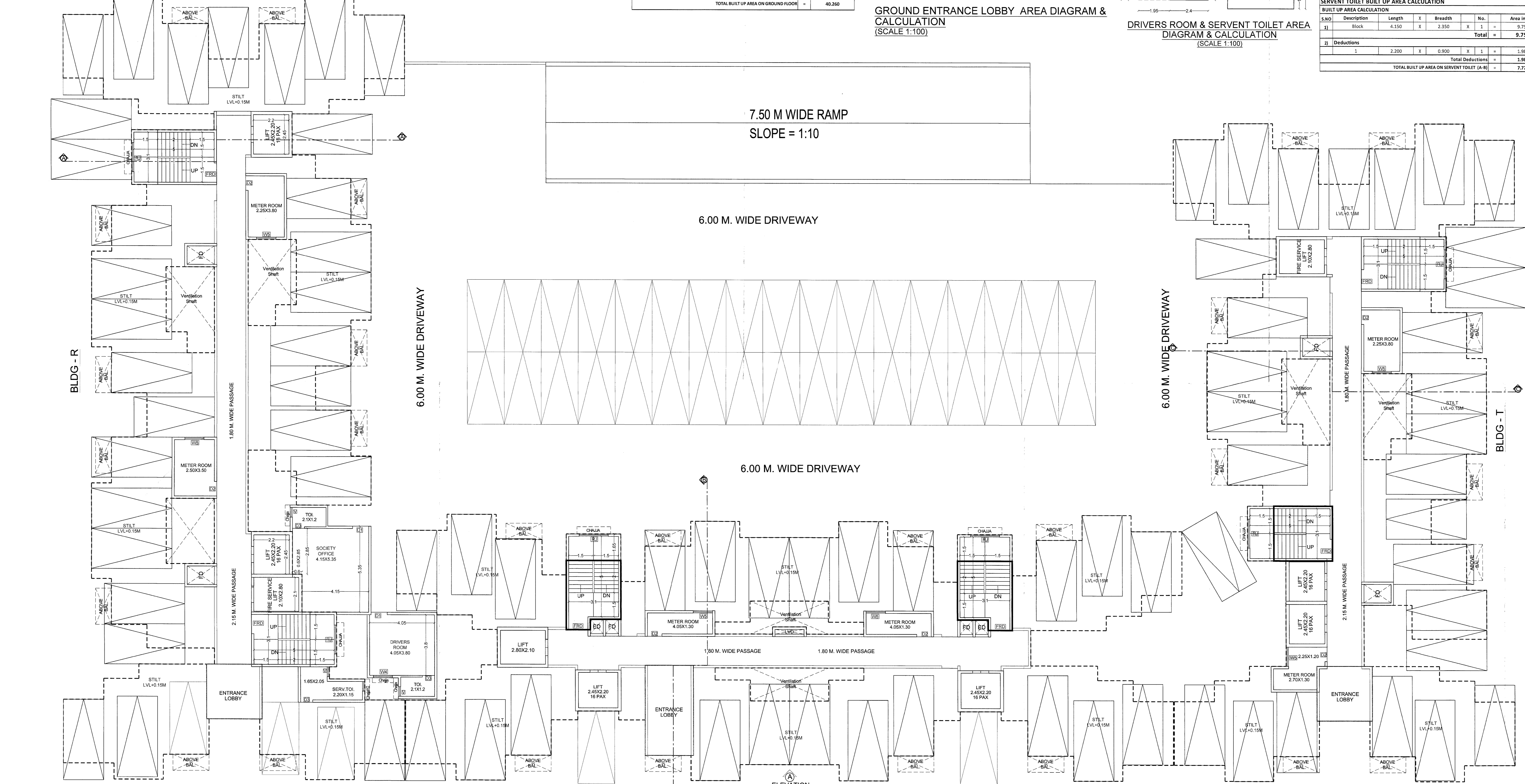
S.NO	Description	Length	X	Breadth	No.	Area in sqm
1	Block	4.350	X	5.370	X 1	= 23.360
Total						23.360 (A)
Deductions						
1		1.950	X	1.300	X 1	= 2.535
2		0.250	X	0.150	X 1	= 0.038
Total Deductions						2.573 (B)
TOTAL BUILT UP AREA ON DRIVERS ROOM (A-B)						20.787 (C)

SERVENT TOILET BUILT UP AREA CALCULATION

S.NO	Description	Length	X	Breadth	No.	Area in sqm
1	Block	4.150	X	2.350	X 1	= 9.753
Total						9.753 (A)
Deductions						
1		2.200	X	0.900	X 1	= 1.980
Total Deductions						1.980 (B)
TOTAL BUILT UP AREA ON SERVENT TOILET (A-B)						7.773 (C)




SOCIETY OFFICE AREA DIAGRAM & CALCULATION (SCALE 1:100)



GROUND FLOOR PLAN SCALE 1:100

BLDG. No. - 1
 9996
 2-3/104/12e19
 27-03-21



NOTE:- All Dimensions Are in Meter.
SPECIFICATIONS
 External wall thk 0.15M
 Internal wall thk 0.10M
TENEMENT STATEMENT
 COMMERCIAL
 1) Total Nos of Shops 0 Nos
 RESIDENTIAL
 Total Nos of Units 186 Nos
 COMMERCIAL
 Total Nos of Units 00 Nos

CONTENTS OF SHEET
 GROUND FLOOR PLAN
 BUJ AREA CALCULATION DIAGRAM & STATEMENT,
 SECTION & ELEVATION

NAME OF THE OWNER & SIGNATURE

DESCRIPTION OF PROPOSAL & PROPERTY
 PROPOSED RESIDENTIAL BUILDING ON
 S. NO. 39/1,35/4,33/2 AT VILLAGE-KOYNAVELE,
 GHOT TAL - PANVEL DIST - RAIGAD,
 FOR ARIHANT VATIKA REALTY PVT. LTD.
 ARCHITECT NAME & SIGN

AN.ARCH
 ARCHITECT & PLANNERS
 NEHA JAIN
 REG NO : CA/2008/43603

DATE 27-03-21
 DRAWN BY Rajeshree
 CHKD. BY Gharat
 SCALE 1:100
 NORTH

AN.ARCH
 ARCHITECT & PLANNERS
 Office no.20&21, Rahaia Arcade,
 Sec-11, Plot no.61, CBD
 Bhopal-466014,
 cmt no.022-27562410,
 mail id-anarch.architect@gmail.com