VP - 5793 | SHEET NO. - 4 / 10

AMENDMENT - 02 WING - C

STAMP OF APPROVAL

Issued by the Approval by Commissioner

The approved plan has approved Hamshi Supervisor as the water approved plans

FIRE PLAN SHALL NOT BE COMMENCED UNTILL OBTAINED FROM FIRE DEPARTMENT

Approved as amended in Subject to the Provisions mentioned in the Office Letter No. [illegible] Dated [illegible]

Deputy Director Town Planning Head Office Sitp Municipal Corporation Pune. Year. 20

BUILT UP AREA STATEMENT FOR BUILDING - C WING

FLOOR	BUILT UP AREA (SQ)	DEDUC (FLATS)	CHANNAEL TOTAL BUA	DED C.T. BALCONY	DEDUCTION AREA	CHAN AREA	TERRACE AREA	ARC PROJ	DEDUC	REFUGE	HEIGHT	EXT DEDUC
GF	134.94	0.00	134.94	0.00	20.49	135.07	14.32	40.L	0.00	0.00	0.00	135.06
1ST	151.19	0.00	151.19	0.00	23.12	151.19	17.19	0.00	0.00	0.00	0.00	0.00
2ND	151.19	0.00	151.19	0.00	23.12	151.19	14.32	0.00	0.00	0.00	0.00	0.00
3RD	151.19	0.00	151.19	0.00	23.12	151.19	14.32	0.00	0.00	0.00	0.00	0.00
4th	151.19	0.00	151.19	0.00	23.12	151.19	14.32	0.00	0.00	0.00	0.00	0.00
5th	151.19	0.00	151.19	0.00	23.12	151.19	14.32	0.00	0.00	0.00	0.00	0.00
6th	151.19	0.00	151.19	0.00	23.12	151.19	14.32	0.00	0.00	0.00	0.00	0.00
7th	151.19	0.00	151.19	0.00	23.12	151.19	14.32	0.00	0.00	0.00	0.00	0.00
8th	151.19	0.00	151.19	0.00	23.12	151.19	14.32	0.00	0.00	0.00	0.00	0.00
9th	151.19	0.00	151.19	0.00	23.12	151.19	14.32	0.00	0.00	0.00	0.00	0.00
10th	151.19	0.00	151.19	0.00	23.12	151.19	14.32	0.00	0.00	0.00	0.00	0.00
11th	151.19	0.00	151.19	0.00	23.12	151.19	14.32	0.00	0.00	0.00	0.00	0.00
12th	151.19	0.00	151.19	0.00	23.12	151.19	14.32	0.00	0.00	0.00	0.00	0.00
13th	151.19	0.00	151.19	0.00	23.12	151.19	14.32	0.00	0.00	0.00	0.00	0.00
TOTAL	3026.11	42.82	3068.93	290.90	731.53	4123.63	229.09	230.11	120.62	29.00	120.06	
MAMAMA FLOOR												
GRAN	400.94	0.00	400.94	0.00	20.49	535.07	32.32	30.00	0.00	0.00	0.00	0.00

PARKING AREA STATEMENT BUIDING - C WING

UNIT	NO OF TENAMENT	CAR PARKING 45 PER DRAFT C.C.R		SPACE FOR SCOOTER	
		REQU	PROVI	REQU	PROVI
SHOP	8 SHOP	1.27	2		
BELOW 30.0MZ	85 FLAT	3.75	33	89	38
ABOVE 30.0MQ TO 50.0MQ	37FLAT	18.50	19	37	37
MHADA	6FLAT	3.00	3	6	6
TOTAL	85SHOP+82 FLAT	32.52	34	82	82

SCHEDULE OF DOORS & WINDOWS

SCHEDULE OF WINDOW			SCHEDULE OF DOOR		
TYPE	LENGTH	HEIGHT	TYPE	LENGTH	HEIGHT
W	2.10 M	1.80 M	D	1.00 M	2.10 M
W1	2.10 M	1.80 M	D1	0.90 M	2.10 M
W2	1.20 M	1.50 M	D2	0.75 M	2.10 M
V	0.60 M	0.75 M	FD	1.00 M	2.10 M

LIGHT AND VENTILATION STATEMENT

SR	DESCRIPTION	LR	W WC	VENTI AREA	VENTI REQUIRED	VENTILATION DONE
	FLAT TYPE B (3 BHK) (SHOP)	3.00	1.80	0.71	1.07	2.10M X 0.60 X 1 N
1	BEDROOM	3.00	2.70	1.35	1.00	2.10M X 0.60 X 1 N
2	KITCHEN	2.70	2.10	0.77	0.90	1.20M X 0.60 X 1 N
3	TOILET	1.00	1.00	0.20	0.30	0.60M X 0.60 X 0
4	W.C.	1.00	1.00	1.10	0.70	0.60M X 0.60 X 0
5	BATH	1.00	1.00	1.00	0.30	0.60M X 0.60 X 0

AREA DIAGRAM FOR 13TH FLOOR
SCALE - 1:200



SECTION A - A
SCALE - 1:50

TERRACE FLOOR PLAN
SCALE - 1:200



AREA DIAGRAM FOR GROUND FLOOR
SCALE - 1:200

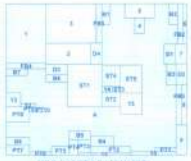

1ST FLOOR AREA DIAGRAM FOR
SCALE - 1:200



AREA DIAGRAM FOR 2ND, 4TH, 6TH, 10TH, 12TH FLOOR
SCALE - 1:200

AREA DIAGRAM FOR 3RD,5TH,7TH,9TH & 11TH FLOOR
SCALE - 1:200

AREA DIAGRAM FOR 8TH FLOOR
SCALE - 1:200

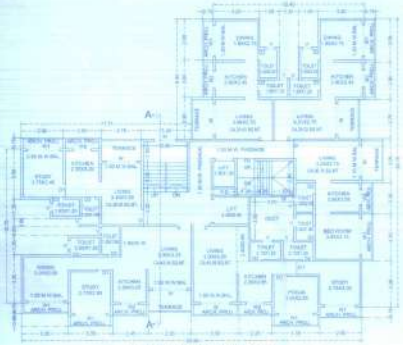

3rd,5th,7th,9th,11th FLOOR PLAN
SCALE - 1:100

8th FLOOR PLAN
SCALE - 1:100

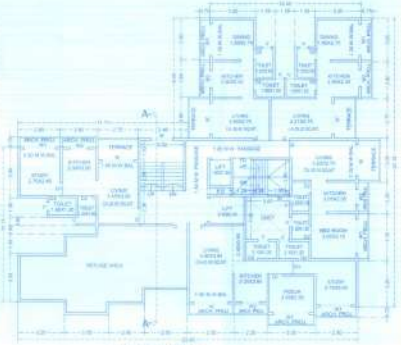

13th FLOOR PLAN
SCALE - 1:100

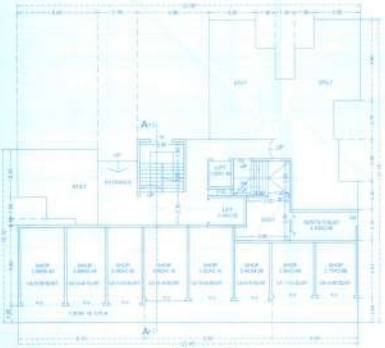

GROUND FLOOR
SCALE - 1:100

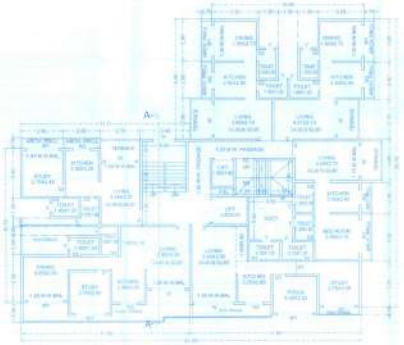

1ST FLOOR PLAN
SCALE - 1:100

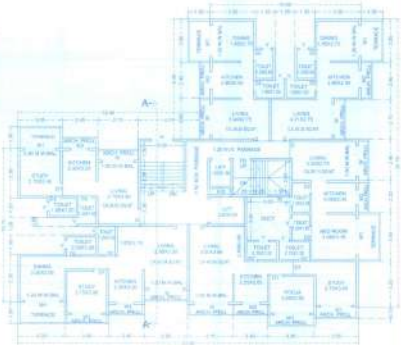

2nd,4th,6th,10th,12thTH FLOOR PLAN
SCALE - 1:100

13T FLOOR BUILT UP AREA CALCULATION

A	20.00	X	21.00	X	1 NO	= 421.00 SQ.MT
				TOTAL ADDITION		= 421.00 SQ.MT

DEDUCTIONS

1	0.90	X	2.00	X	1 NO	=	1.80 SQ.MT
2	0.90	X	2.00	X	1 NO	=	1.80 SQ.MT
3	0.90	X	2.00	X	1 NO	=	1.80 SQ.MT
4	0.90	X	2.00	X	1 NO	=	1.80 SQ.MT
5	0.90	X	2.00	X	1 NO	=	1.80 SQ.MT
6	0.90	X	2.00	X	1 NO	=	1.80 SQ.MT
7	0.90	X	2.00	X	1 NO	=	1.80 SQ.MT
8	0.90	X	2.00	X	1 NO	=	1.80 SQ.MT
9	0.90	X	2.00	X	1 NO	=	1.80 SQ.MT
10	0.90	X	2.00	X	1 NO	=	1.80 SQ.MT
11	0.90	X	2.00	X	1 NO	=	1.80 SQ.MT
12	0.90	X	2.00	X	1 NO	=	1.80 SQ.MT
13	0.90	X	2.00	X	1 NO	=	1.80 SQ.MT
14	0.90	X	2.00	X	1 NO	=	1.80 SQ.MT
15	0.90	X	2.00	X	1 NO	=	1.80 SQ.MT
16	0.90	X	2.00	X	1 NO	=	1.80 SQ.MT
17	0.90	X	2.00	X	1 NO	=	1.80 SQ.MT
18	0.90	X	2.00	X	1 NO	=	1.80 SQ.MT
19	0.90	X	2.00	X	1 NO	=	1.80 SQ.MT
				TOTAL DEDUCTION		=	37.80 SQ.MT

BALCONY AREA CALCULATION

B1	1.00	X	2.00	X	1 NO	=	2.00 SQ.MT
B2	1.00	X	2.00	X	1 NO	=	2.00 SQ.MT
B3	1.00	X	2.00	X	1 NO	=	2.00 SQ.MT
B4	1.00	X	2.00	X	1 NO	=	2.00 SQ.MT
B5	1.00	X	2.00	X	1 NO	=	2.00 SQ.MT
B6	1.00	X	2.00	X	1 NO	=	2.00 SQ.MT
B7	1.00	X	2.00	X	1 NO	=	2.00 SQ.MT
B8	1.00	X	2.00	X	1 NO	=	2.00 SQ.MT
				TOTAL BALCONY AREA PER FLOOR (TYPICAL FLOOR)		=	16.00 SQ.MT
				TOTAL BALCONY AREA (B - TYPE)		=	128.00 SQ.MT

STAIRCASE AREA CALCULATION

ST1	4.81	X	0.90	X	1 NO	=	4.32 SQ.MT
ST2	2.50	X	0.90	X	1 NO	=	2.25 SQ.MT
ST3	2.50	X	0.90	X	1 NO	=	2.25 SQ.MT
ST4	4.81	X	0.90	X	1 NO	=	4.32 SQ.MT
ST5	1.00	X	0.75	X	1 NO	=	0.75 SQ.MT
				TOTAL STAIRCASE AREA PER FL (TYPICAL FLOOR)		=	13.89 SQ.MT 13

TERRACE AREA

T1	1.00	X	0.90	X	1 NO	=	0.90 SQ.MT
T2	1.00	X	0.75	X	1 NO	=	0.75 SQ.MT
T3	1.00	X	0.75	X	1 NO	=	0.75 SQ.MT
T4	2.00	X	0.90	X	1 NO	=	1.80 SQ.MT
T5	2.00	X	0.90	X	1 NO	=	1.80 SQ.MT
				TOTAL TERRACE AREA (TYPICAL FLOOR)		=	5.99 SQ.MT 13

ARCH PROJ. AREA CALCULATION

PB1	0.75	X	0.90	X	1 NO	=	0.68 SQ.MT
PB2	0.75	X	0.90	X	1 NO	=	0.68 SQ.MT
PB3	0.75	X	0.90	X	1 NO	=	0.68 SQ.MT
PB4	0.75	X	0.90	X	1 NO	=	0.68 SQ.MT
PB5	0.75	X	0.90	X	1 NO	=	0.68 SQ.MT
PB6	0.75	X	0.90	X	1 NO	=	0.68 SQ.MT
PB7	0.75	X	0.90	X	1 NO	=	0.68 SQ.MT
PB8	0.75	X	0.90	X	1 NO	=	0.68 SQ.MT
				TOTAL ARCH PROJ. AREA (TYPICAL FLOOR)		=	5.44 SQ.MT 13

NET BUILT UP AREA (B1 - TYPE+TYPE)

			= 421.00 SQ.MT
			= 37.80 SQ.MT
			= 128.00 SQ.MT
			= 13.89 SQ.MT
			= 5.99 SQ.MT
			= 5.44 SQ.MT
			= 0.00 SQ.MT
			= 0.00 SQ.MT
			= 0.00