PRODUCED BY AN AUTODESK EDUCATIONAL PRODUCT

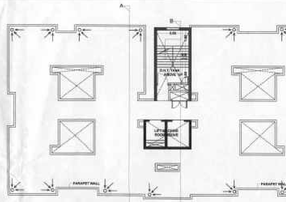

TERRACE FLOOR PLAN
SCALE - 1:100

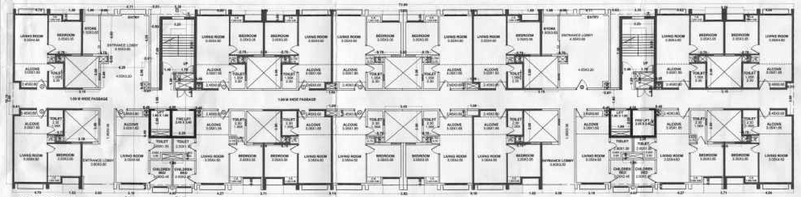

GROUND FLOOR PLAN
SCALE - 1:100

TYPICAL FLOOR PLAN (1ST TO 7TH, 8TH TO 12TH, 14TH TO 17TH FLOOR)
SCALE - 1:100

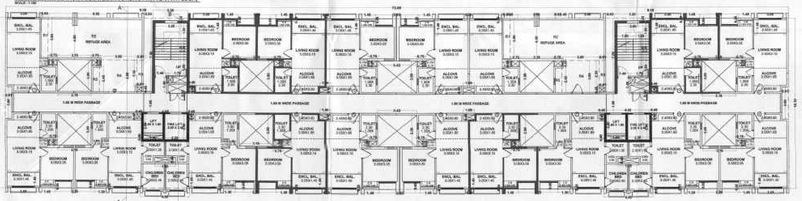

AREA LINE DIAGRAM FOR 8TH & 13TH REFUGE FLOOR PLAN
SCALE - 1:100

FLOOR	GROSS AREA	FIRE LIFT	STAIRCASE	LIFT	LOBBY & PASSAGE	SHFTER (Incl.)	OPEN BALCONY	ENCLOSED BALCONY	TOTAL PROPOSED BALCONY	PROPOSED REFUGE AREA	BUA	10% PERMISSIBLE BALCONY	EXCESS BALCONY	NET BUILT UP AREA
	a	b	c	d	e	f	g	h	(e+g+h)	j	(a+b+c+d+f+j)	i	(e+h-i)	(a+b+c+d+f)
GROUND FLOOR	1922.13	10.80	36.48	7.28	222.04	6.60			2.00		232.42	0.00	0.00	1232.49
1st FLOOR	1918.24	10.80	36.48	7.28	129.71	7.40	0.00	86.92	86.92		154.59	73.46	13.46	1793.31
2nd FLOOR	1918.24	10.80	36.48	7.28	129.71	7.40	0.00	86.92	86.92		154.59	73.46	13.46	1793.31
3rd FLOOR	1918.24	10.80	36.48	7.28	129.71	7.40	0.00	86.92	86.92		154.59	73.46	13.46	1793.31
4th FLOOR	1918.24	10.80	36.48	7.28	129.71	7.40	0.00	86.92	86.92		154.59	73.46	13.46	1793.31
5th FLOOR	1918.24	10.80	36.48	7.28	129.71	7.40	0.00	86.92	86.92		154.59	73.46	13.46	1793.31
6th FLOOR	1918.24	10.80	36.48	7.28	129.71	7.40	0.00	86.92	86.92		154.59	73.46	13.46	1793.31
7th FLOOR	1918.24	10.80	36.48	7.28	129.71	7.40	0.00	86.92	86.92		154.59	73.46	13.46	1793.31
8th FLOOR	1918.24	10.80	36.48	7.28	129.71	7.40	0.00	86.92	86.92		154.59	73.46	13.46	1793.31
9th FLOOR	1918.24	10.80	36.48	7.28	129.71	7.40	0.00	86.92	86.92		154.59	73.46	13.46	1793.31
10th FLOOR	1918.24	10.80	36.48	7.28	129.71	7.40	0.00	86.92	86.92		154.59	73.46	13.46	1793.31
11th FLOOR	1918.24	10.80	36.48	7.28	129.71	7.40	0.00	86.92	86.92		154.59	73.46	13.46	1793.31
12th REFUGE FLOOR	1918.24	10.80	36.48	7.28	129.71	7.40	0.00	86.92	86.92	154.59	154.59	73.46	13.46	1793.31
13th FLOOR	1918.24	10.80	36.48	7.28	129.71	7.40	0.00	86.92	86.92		154.59	73.46	13.46	1793.31
14th FLOOR	1918.24	10.80	36.48	7.28	129.71	7.40	0.00	86.92	86.92		154.59	73.46	13.46	1793.31
15th FLOOR	1918.24	10.80	36.48	7.28	129.71	7.40	0.00	86.92	86.92		154.59	73.46	13.46	1793.31
16th FLOOR	1918.24	10.80	36.48	7.28	129.71	7.40	0.00	86.92	86.92		154.59	73.46	13.46	1793.31
17th FLOOR	1918.24	10.80	36.48	7.28	129.71	7.40	0.00	86.92	86.92		154.59	73.46	13.46	1793.31
Total	35006.38	196.40	654.72	132.88	2368.29	135.20	0.00	1587.16	1587.16	309.18	5884.40	1342.66	270.48	32253.98

PARKING TABLE		
Residential Car Park (Car Jackets)		
Parking Space for Cars	Garage area	Parking Required (1 ECS/100 sq.m.)
Residential Area(Refer area statement for BUA calculation)	0	0
Total Parking Required	75	75
Total Parking Provided	75	75
Residential Area (Refer area statement for BUA calculation)	204	2
Total Parking Required	204	75
Total Parking Provided	75	75

GARAGE - SEWAGE SUCKER BUILDING			
SEWAGE SUCKER BUILDING			
SEWAGE SUCKER BUILDING	3.00 x 4.00	12.00	12.00
			12.00

GARAGE - SEWAGE SUCKER BUILDING			
SEWAGE SUCKER BUILDING			
SEWAGE SUCKER BUILDING	3.00 x 4.00	12.00	12.00
			12.00

TYPICAL FLAT NO. 12,13,18 & 19
SCALE - 1:100

AREA DIAGRAM FOR FLAT NO. 12,13,18 & 19
SCALE - 1:100

TYPICAL FLAT NO. 1 TO 5 & 8 TO 10
SCALE - 1:100

AREA DIAGRAM FOR FLAT NO. 1 TO 5 & 8 TO 10
SCALE - 1:100

BUILT UP AREA CALCULATION FOR TYPICAL FLAT NO. 1 TO 5 & 8 TO 10											
AREA OF BLOCK (ABOV)											
15.00	3	16.70	1	1	1	1	1	1	1	1194.98	30SMT
4.80	1	5.30	1	1	1	1	1	1	1	5.76	30SMT
TOTAL AREA										1210.26	30SMT
STANDARD DEDUCTIONS											
0.23	1	0.15	1	1	1	1	1	1	1	0.34	30SMT
0.23	1	0.15	1	1	1	1	1	1	1	0.34	30SMT
0.23	1	0.15	1	1	1	1	1	1	1	0.34	30SMT
1.90	2	0.23	1	1	1	1	1	1	1	0.43	30SMT
1.90	2	0.23	1	1	1	1	1	1	1	0.43	30SMT
1.90	2	0.23	1	1	1	1	1	1	1	0.43	30SMT
1.90	2	0.23	1	1	1	1	1	1	1	0.43	30SMT
1.90	2	0.23	1	1	1	1	1	1	1	0.43	30SMT
1.90	2	0.23	1	1	1	1	1	1	1	0.43	30SMT
1.90	2	0.23	1	1	1	1	1	1	1	0.43	30SMT
1.90	2	0.23	1	1	1	1	1	1	1	0.43	30SMT
1.90	2	0.23	1	1	1	1	1	1	1	0.43	30SMT
1.90	2	0.23	1	1	1	1	1	1	1	0.43	30SMT
1.90	2	0.23	1	1	1	1	1	1	1	0.43	30SMT
1.90	2	0.23	1	1	1	1	1	1	1	0.43	30SMT
1.90	2	0.23	1	1	1	1	1	1	1	0.43	30SMT
1.90	2	0.23	1	1	1	1	1	1	1	0.43	30SMT
1.90	2	0.23	1	1	1	1	1	1	1	0.43	30SMT
1.90	2	0.23	1	1	1	1	1	1	1	0.43	30SMT
TOTAL DEDUCTIONS										7.75	30SMT
TYPICAL UNIT AREA (A-B)										1202.51	30SMT

REFUGE AREA STATEMENT (BLK 3) (TYPICAL FLOOR)		
TOTAL AREA OF BTH TO 12TH FLOOR	309.18SMT	3327SQ.FT
ADDITIONAL REFUGE AREA AS 33.(1)(b)(ii) FOR PERSON		1000SQ.FT
		1000SQ.FT
AREA REQUIRED AS 33.(1)(b)(ii) PER PERSON	1000SQ.FT	10764SQ.FT
AREA PROVIDED	1210.26	13027SQ.FT
EXCESS REFUGE AREA	210.26	2263SQ.FT

BUILT UP AREA CALCULATION FOR TYPICAL FLOOR PLAN 1ST TO 7TH, 8TH TO 12TH & 14TH TO 17TH											
AREA OF BLOCK (ABOV)											
15.00	3	16.70	1	1	1	1	1	1	1	1194.98	30SMT
4.80	1	5.30	1	1	1	1	1	1	1	5.76	30SMT
TOTAL AREA										1210.26	30SMT
STANDARD DEDUCTIONS											
0.23	1	0.15	1	1	1	1	1	1	1	0.34	30SMT
0.23	1	0.15	1	1	1	1	1	1	1	0.34	30SMT
0.23	1	0.15	1	1	1	1	1	1	1	0.34	30SMT
1.90	2	0.23	1	1	1	1	1	1	1	0.43	30SMT
1.90	2	0.23	1	1	1	1	1	1	1	0.43	30SMT
1.90	2	0.23	1	1	1	1	1	1	1	0.43	30SMT
1.90	2	0.23	1	1	1	1	1	1	1	0.43	30SMT
1.90	2	0.23	1	1	1	1	1	1	1	0.43	30SMT
1.90	2	0.23	1	1	1	1	1	1	1	0.43	30SMT
1.90	2	0.23	1	1	1	1	1	1	1	0.43	30SMT
1.90	2	0.23	1	1	1	1	1	1	1	0.43	30SMT
1.90	2	0.23	1	1	1	1	1	1	1	0.43	30SMT
1.90	2	0.23	1	1	1	1	1	1	1	0.43	30SMT
1.90	2	0.23	1	1	1	1	1	1	1	0.43	30SMT
1.90	2	0.23	1	1	1	1	1	1	1	0.43	30SMT
1.90	2	0.23	1	1	1	1	1	1	1	0.43	30SMT
TOTAL DEDUCTIONS										7.75	30SMT
TYPICAL UNIT AREA (A-B)										1202.51	30SMT

BUILT UP AREA CALCULATION FOR GROUND FLOOR PLAN											
AREA OF BLOCK (ABOV)											
15.00	3	16.70	1	1	1	1	1	1	1	1194.98	30SMT
4.80	1	5.30	1	1	1	1	1	1	1	5.76	30SMT
TOTAL AREA										1210.26	30SMT
STANDARD DEDUCTIONS											
0.23	1	0.15	1	1	1	1	1	1	1	0.34	30SMT
0.23	1	0.15	1	1	1	1	1	1	1	0.34	30SMT
0.23	1	0.15	1	1	1	1	1	1	1	0.34	30SMT
1.90	2	0.23	1	1	1	1	1	1	1	0.43	30SMT
1.90	2	0.23	1	1	1	1	1	1	1	0.43	30SMT
1.90	2	0.23	1	1	1	1	1	1	1	0.43	30SMT
1.90	2	0.23	1	1	1	1	1	1	1	0.43	30SMT
1.90	2	0.23	1	1	1	1	1	1	1	0.43	30SMT
1.90	2	0.23	1	1	1	1	1	1	1	0.43	30SMT
1.90	2	0.23	1	1	1	1	1	1	1	0.43	30SMT
1.90	2	0.23	1	1	1	1	1	1	1	0.43	30SMT
1.90	2	0.23	1	1	1	1	1	1	1	0.43	30SMT
1.90	2	0.23	1	1	1	1	1	1	1	0.43	30SMT
1.90	2	0.23	1	1	1	1	1	1	1	0.43	30SMT
1.90	2	0.23	1	1	1	1	1	1	1	0.43	30SMT
TOTAL DEDUCTIONS										7.75	30SMT
TYPICAL UNIT AREA (A-B)										1202.51	30SMT

GROUND FLOOR CARPET AREA STATEMENT						
LIVING	3.05	x	4.80	=	14.64	SQMT
ALCOVE	3.05	x	1.65	=	5.03	SQMT
BED	3.35	x	3.05	=	10.22	SQMT
CB	1.20	x	0.90	=	1.08	SQMT
TOILET	1.35	x	1.40	=	1.89	SQMT
TOTAL				=	34.15	SQMT

GROUND FLOOR CARPET AREA STATEMENT						
LIVING	3.05	x	4.80	=	14.64	SQMT
ALCOVE	3.05	x	1.65	=	5.03	SQMT
BED	3.35	x	3.05	=	10.22	SQMT
CB	1.20	x	0.90	=	1.08	SQMT
TOILET	1.35	x	1.40	=	1.89	SQMT
TOTAL				=	34.86	SQMT

TYPICAL FLOOR CARPET AREA STATEMENT						
LIVING	3.05	x	4.80	=	14.64	SQMT
ALCOVE	3.05	x	1.65	=	5.03	SQMT
BED	3.35	x	3.05	=	10.22	SQMT
CB	1.20	x	0.90	=	1.08	SQMT
TOILET	1.35	x	1.40	=	1.89	SQMT
TOTAL				=	32.86	SQMT

TYPICAL FLOOR CARPET AREA STATEMENT						
LIVING	3.05	x	3.15	=	9.61	SQMT
ALCOVE	3.05	x	1.65	=	5.03	SQMT
BED	3.35	x	3.05	=	10.22	SQMT
CB	1.20	x	0.90	=	1.08	SQMT
TOILET	1.35	x	1.40	=	1.89	SQMT
TOTAL				=	28.79	SQMT

TYPICAL FLOOR CARPET AREA STATEMENT						
LIVING	3.05	x	3.15	=	9.61	SQMT
ALCOVE	3.05	x	1.65	=	5.03	SQMT
BED	3.35	x	3.05	=	10.22	SQMT
CB	1.20	x	0.90	=	1.08	SQMT
TOILET	1.35	x	1.40	=	1.89	SQMT
TOTAL				=	28.79	SQMT

REFUGE FLOOR CARPET AREA STATEMENT						
LIVING	3.05	x	3.15	=	9.61	SQMT
ALCOVE	3.05	x	1.65	=	5.03	SQMT
BED	3.35	x	3.05	=	10.22	SQMT
CB	1.20	x	0.90	=	1.08	SQMT
TOILET	1.35	x	1.40	=	1.89	SQMT
TOTAL				=	28.79	SQMT

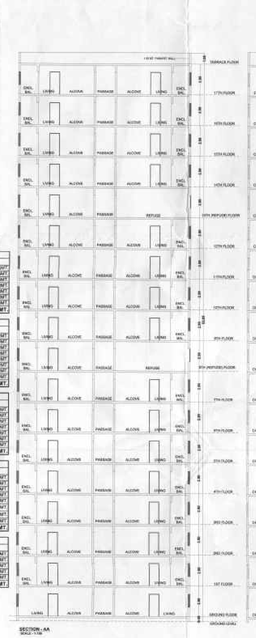

SECTION - AA
SCALE - 1:100

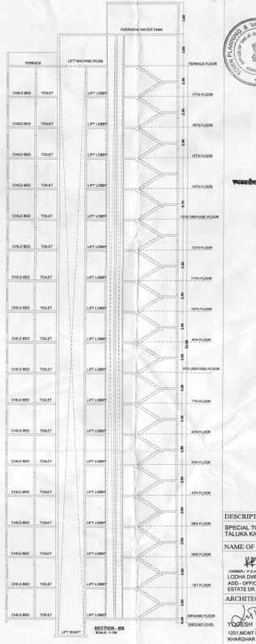

SECTION - BB
SCALE - 1:100

PROFROMA - B	DRG. NO.- 58
PROPOSED SPECIAL TOWNSHIP PROJECT	
BLDG - TYPE F3	
GR + 17 UPPER FLOORS	
CLUSTER - 3.05 (WING A , B, C & D)	
CLUSTER - 4.02 (WING A , B & C) - EWS -SALE	

Note - All common Toilets of all flats are proposed with mechanical Light & ventilation.

GROUND & TYPICAL FLOOR PLAN, BUILT UP AREA CALCULATIONS, CARPET AREA STATEMENT, SECTION A-A & B-B, BUILT UP AREA & PARKING STATEMENT

ALL DIMENSION ARE IN METER

APPROVING AUTHORITY

THIS RECOMMENDATION SUPERSEDES EARLIER RECOMMENDATION
VIDE LETTER NO. NIL
DATED NIL

RECOMMENDED FOR APPROVAL AS PER THE CONDITION MENTIONED IN LETTER NO. 871
DATE 24-05-2016

Joint Director of Town Planning
Konkan Division, Navi Mumbai

DESCRIPTION OF PROPOSAL AND PROPERTY

SPECIAL TOWNSHIP PROJECT AT VILLAGE KHONI & ANTERLI TALUKA KALYAN, DIST THANE.

NAME OF OWNER

(OWNER / PEDA HOLDER)
LODHA DWELLERS PVT.LTD.
ADD.- OFFICE AT 216, SHAH AND NAHAR INDUSTRIAL ESTATE DR. E. MOSES, WORLI MUMBAI - 18

ARCHITECTS NAME AND ADDRESS

YOGESH GIRME CA / 99035081
1201,MONT BLANC , PLOT NO.-138, SECTOR-13, KHARGHAR , NAVI MUMBAI-410210

PRODUCED BY AN AUTODESK EDUCATIONAL PRODUCT