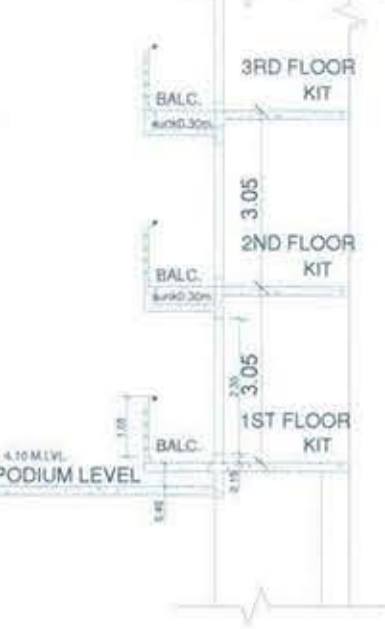


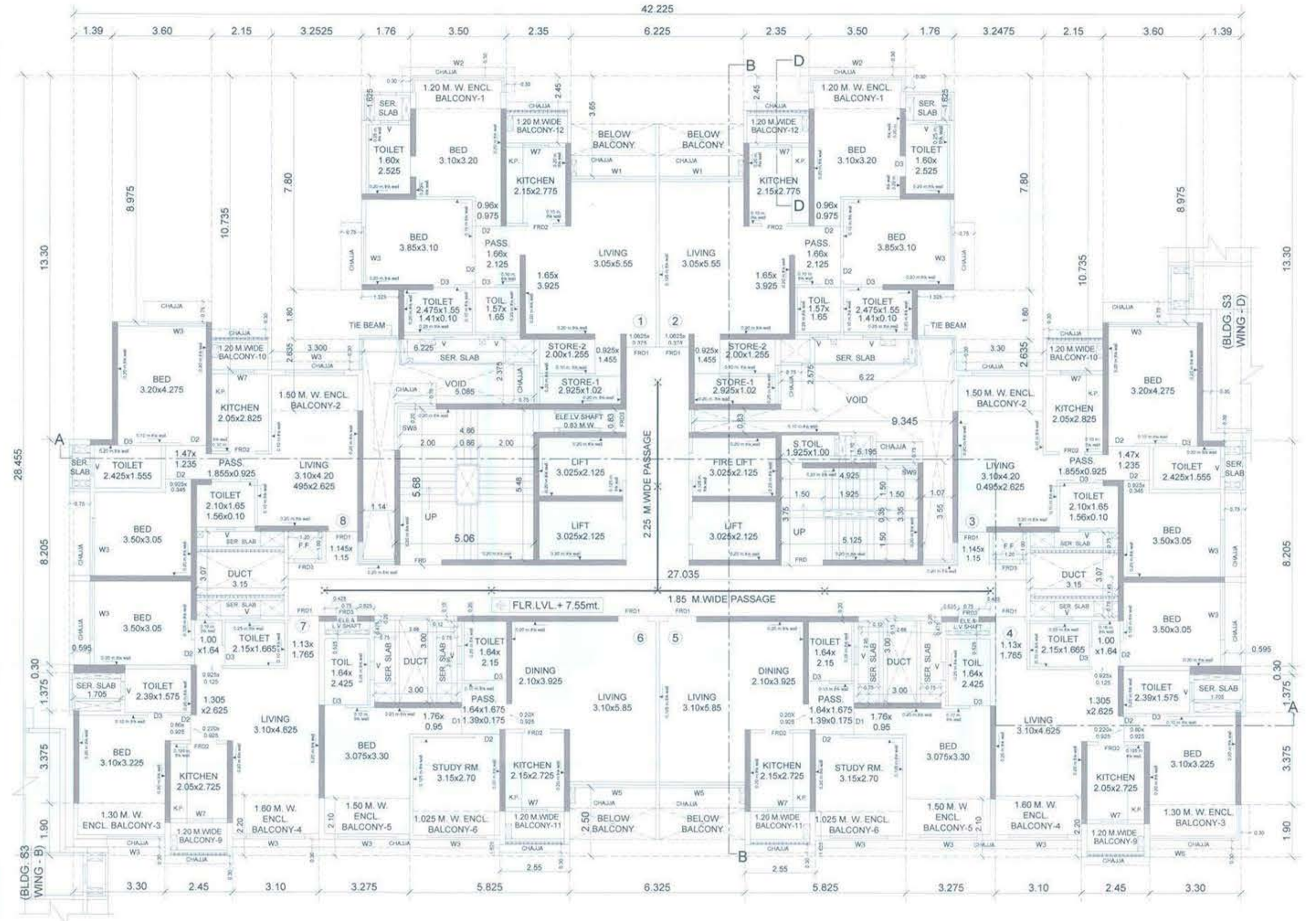
LINE DIAGRAM OF SOCIETY OFFICE (BLDG-S3 WING-C) SCALE: 1:100

DOOR WINDOW SCHEDULE			
TYPE	SIZE	AREA IN SQ.M	DESCRIPTION
RD1	1.50 x 2.10	3.15	FIRE RESISTANT DOOR
RD2	1.05 x 2.35	2.47	FIRE RESISTANT DOOR
RD3	0.925 x 2.35	2.17	FIRE RESISTANT DOOR
RD4	0.75 x 2.35	1.76	FIRE RESISTANT DOOR
D1	0.95 x 2.35	2.23	WOODEN DOOR
D2	0.925 x 2.35	2.17	WOODEN DOOR
D3	0.75 x 2.35	1.76	WOODEN DOOR
W1	3.05 x 1.60	4.88	AL-FRGLAZED WINDOW
W2	3.50 x 1.60	5.60	AL-FRGLAZED WINDOW
W3	1.05 x 1.60	1.68	AL-FRGLAZED WINDOW
W4	2.10 x 1.60	3.36	AL-FRGLAZED WINDOW
W5	3.10 x 1.60	4.96	AL-FRGLAZED WINDOW
W6	3.30 x 1.60	5.28	AL-FRGLAZED WINDOW
W7	1.15 x 1.60	1.84	AL-FRGLAZED WINDOW
W8	0.925 x 2.35	2.17	AL-FRGLAZED FRENCH WINDOW
W9	3.10 x 1.15	3.57	PART OPENABLE & PART FIX WINDOW
W10	1.50 x 1.15	1.73	PART OPENABLE & PART FIX WINDOW
V	0.66 x 1.025	0.675	LOWEDED VENTILATORS

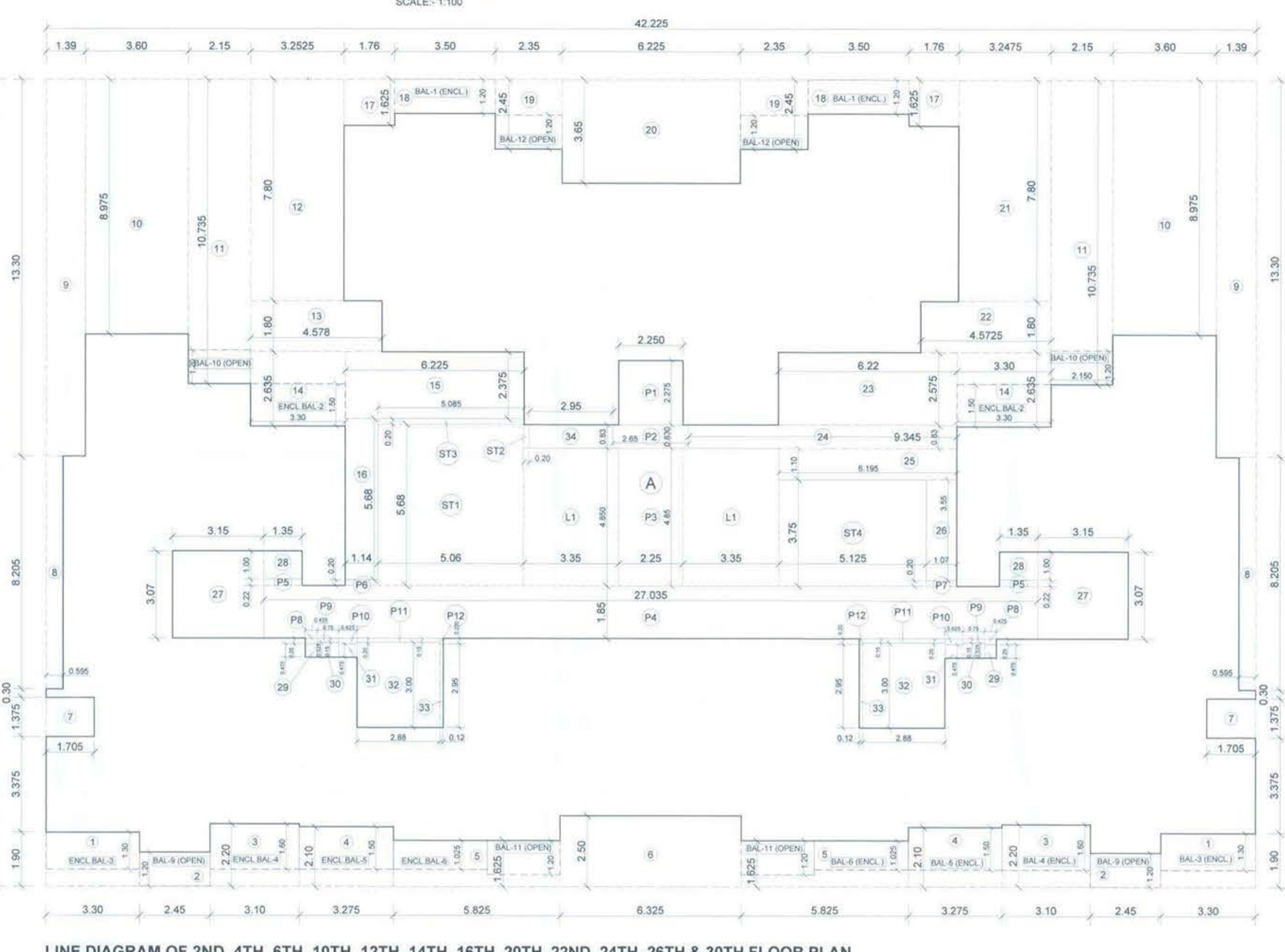
LIGHT & VENTILATION SCHEDULE				
DESCRIPTION OF USER SPACE	CARPET AREA IN SQ.M	LA V REQ / % OF CARPET AREA	LA V PROP IN SQ.M	TYPE OF OPENING USED
LIVING/DIN	26.56	443	4.96	W6
BEDROOM	13.68	228	1.92	W3
STUDY ROOM	8.51	142	1.36	W3
KITCHEN	5.97	100	1.17	W8
TOILET	2.59	461	1.73	V



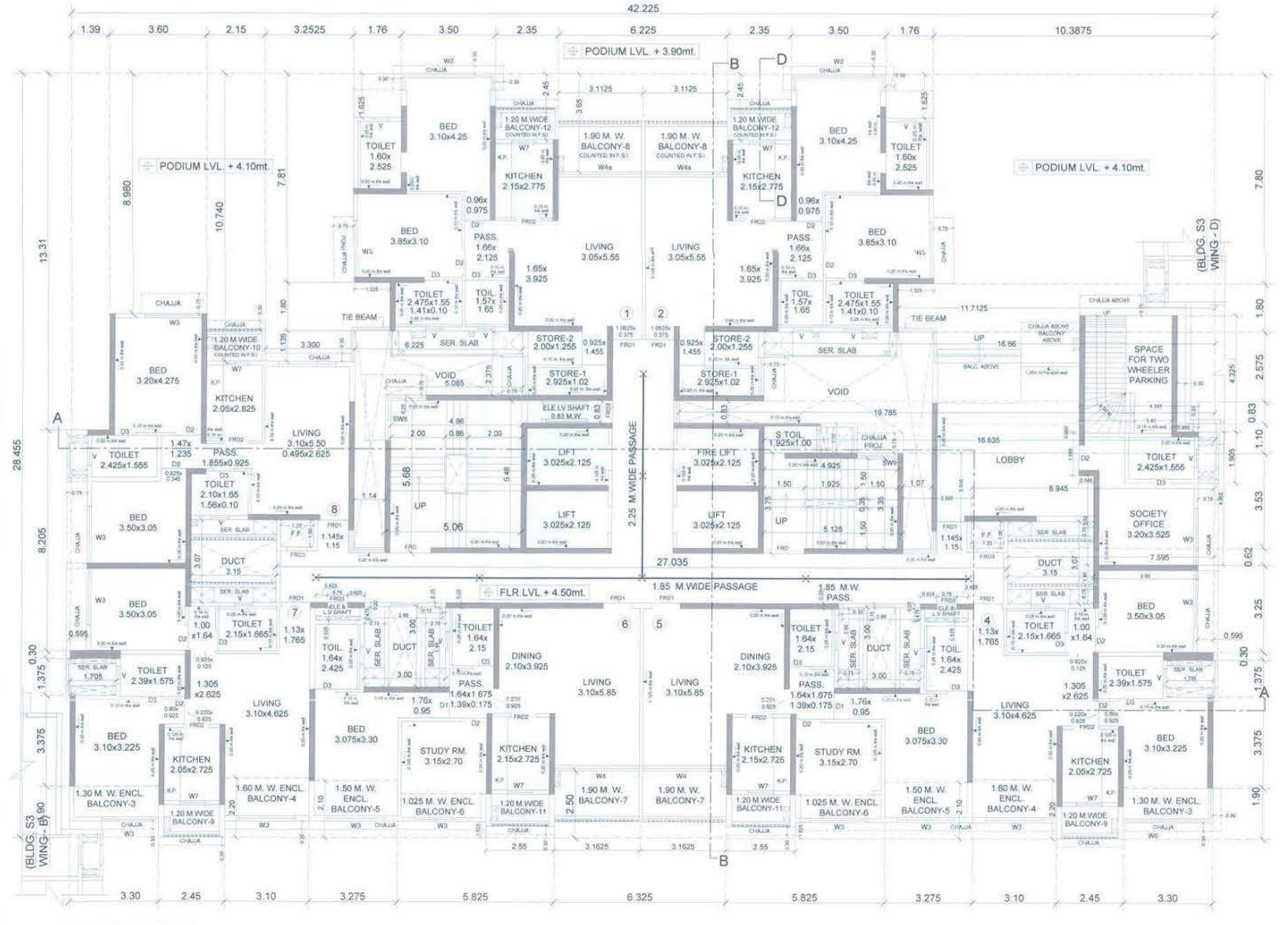
SECTION D-D (BLDG-S3 WING-C) SCALE: 1:100



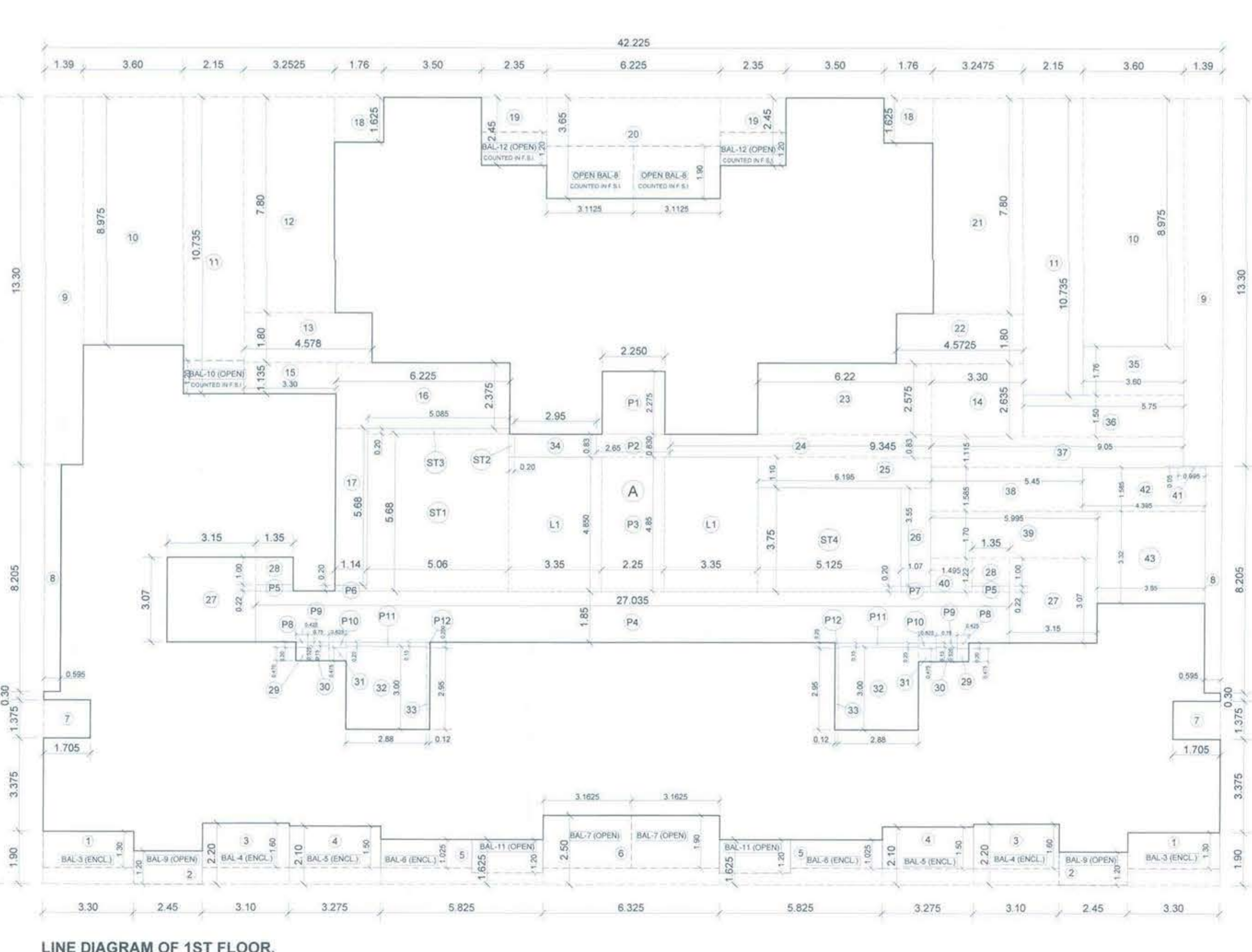
2ND, 4TH, 6TH, 10TH, 12TH, 14TH, 16TH, 20TH, 22ND, 24TH, 26TH & 30TH FLOOR PLAN (BLDG-S3 WING-C) SCALE: 1:100



LINE DIAGRAM OF 2ND, 4TH, 6TH, 10TH, 12TH, 14TH, 16TH, 20TH, 22ND, 24TH, 26TH & 30TH FLOOR PLAN (BLDG-S3 WING-C) SCALE: 1:100



1ST FLOOR PLAN (BLDG-S3 WING-C) SCALE: 1:100



LINE DIAGRAM OF 1ST FLOOR (BLDG-S3 WING-C) SCALE: 1:100

BUILT UP AREA CALCULATION WING-S3C		
ADDITION (A)	DEDUCTION (B)	TOTAL
42.225 x 28.455 x 1 = 1201.51		1201.51
	1201.51	0
		1201.51

FLOORS	BUA	EXC. BAL.	EXC. REF.	EXC. TOTAL	STAIR/LIFT AREA	CARPET AREA	TOTAL UNIT
1ST FLOOR	521.30	6.93		538.23	152.48	455.87	7
2ND FLOOR	573.45	18.79		592.24	152.48	501.50	8
3RD FLOOR	573.45	42.64		616.09	152.48	501.50	8
4TH FLOOR	573.45	42.64		616.09	152.48	501.50	8
5TH FLOOR	573.45	42.64		616.09	152.48	501.50	8
6TH FLOOR	573.45	42.64		616.09	152.48	501.50	8
7TH FLOOR	573.45	42.64		616.09	152.48	501.50	8
8TH FLOOR	573.45	42.64		616.09	152.48	501.50	8
9TH FLOOR	573.45	42.64		616.09	152.48	501.50	8
10TH FLOOR	573.45	42.64		616.09	152.48	501.50	8
11TH FLOOR	573.45	42.64		616.09	152.48	501.50	8
12TH FLOOR	573.45	42.64		616.09	152.48	501.50	8
13TH FLOOR	573.45	42.64		616.09	152.48	501.50	8
14TH FLOOR	573.45	42.64		616.09	152.48	501.50	8
15TH FLOOR	573.45	42.64		616.09	152.48	501.50	8
16TH FLOOR	573.45	42.64		616.09	152.48	501.50	8
17TH FLOOR	573.45	42.64		616.09	152.48	501.50	8
18TH FLOOR	573.45	42.64		616.09	152.48	501.50	8
19TH FLOOR	573.45	42.64		616.09	152.48	501.50	8
20TH FLOOR	573.45	42.64		616.09	152.48	501.50	8
21TH FLOOR	573.45	42.64		616.09	152.48	501.50	8
22TH FLOOR	573.45	42.64		616.09	152.48	501.50	8
23TH FLOOR	573.45	42.64		616.09	152.48	501.50	8
24TH FLOOR	573.45	42.64		616.09	152.48	501.50	8
25TH FLOOR	573.45	42.64		616.09	152.48	501.50	8
26TH FLOOR	573.45	42.64		616.09	152.48	501.50	8
27TH FLOOR	573.45	42.64		616.09	152.48	501.50	8
28TH FLOOR	573.45	42.64		616.09	152.48	501.50	8
29TH FLOOR	573.45	42.64		616.09	152.48	501.50	8
30TH FLOOR	573.45	42.64		616.09	152.48	501.50	8
TOTAL	17237.79	914.13	29.05	18182.57	4726.88	15808.48	242

BUILT UP AREA CALCULATION WING-S3C		
ADDITION (A)	DEDUCTION (B)	TOTAL
42.225 x 28.455 x 1 = 1201.51		1201.51
	1201.51	0
		1201.51

BUILT UP AREA CALCULATION WING-S3C		
ADDITION (A)	DEDUCTION (B)	TOTAL
42.225 x 28.455 x 1 = 1201.51		1201.51
	1201.51	0
		1201.51

BUILT UP AREA CALCULATION WING-S3C		
ADDITION (A)	DEDUCTION (B)	TOTAL
42.225 x 28.455 x 1 = 1201.51		1201.51
	1201.51	0
		1201.51

BUILT UP AREA CALCULATION WING-S3C		
ADDITION (A)	DEDUCTION (B)	TOTAL
42.225 x 28.455 x 1 = 1201.51		1201.51
	1201.51	0
		1201.51

BUILT UP AREA CALCULATION WING-S3C		
ADDITION (A)	DEDUCTION (B)	TOTAL
42.225 x 28.455 x 1 = 1201.51		1201.51
	1201.51	0
		1201.51

BUILT UP AREA CALCULATION WING-S3C		
ADDITION (A)	DEDUCTION (B)	TOTAL
42.225 x 28.455 x 1 = 1201.51		1201.51
	1201.51	0
		1201.51

BUILT UP AREA CALCULATION WING-S3C		
ADDITION (A)	DEDUCTION (B)	TOTAL
42.225 x 28.455 x 1 = 1201.51		1201.51
	1201.51	0
		1201.51

BUILT UP AREA CALCULATION WING-S3C		
ADDITION (A)	DEDUCTION (B)	TOTAL
42.225 x 28.455 x 1 = 1201.51		1201.51
	1201.51	0
		1201.51

BUILT UP AREA CALCULATION WING-S3C		
ADDITION (A)	DEDUCTION (B)	TOTAL
42.225 x 28.455 x 1 = 1201.51		1201.51
	1201.51	0
		1201.51

BUILT UP AREA CALCULATION WING-S3C		
ADDITION (A)	DEDUCTION (B)	TOTAL
42.225 x 28.455 x 1 = 1201.51		1201.51
	1201.51	0
		1201.51

BUILT UP AREA CALCULATION WING-S3C		
ADDITION (A)	DEDUCTION (B)	TOTAL
42.225 x 28.455 x 1 = 1201.51		1201.51
	1201.51	0
		1201.51

BUILT UP AREA CALCULATION WING-S3C		
ADDITION (A)	DEDUCTION (B)	TOTAL
42.225 x 28.455 x 1 = 1201.51		1201.51
	1201.51	0
		1201.51

BUILT UP AREA CALCULATION WING-S3C		
ADDITION (A)	DEDUCTION (B)	TOTAL
42.225 x 28.455 x 1 = 1201.51		1201.51
	1201.51	0
		1201.51

BUILT UP AREA CALCULATION WING-S3C		
ADDITION (A)	DEDUCTION (B)	TOTAL
42.225 x 28.455 x 1 = 1201.51		1201.51
	1201.51	0
		1201.51

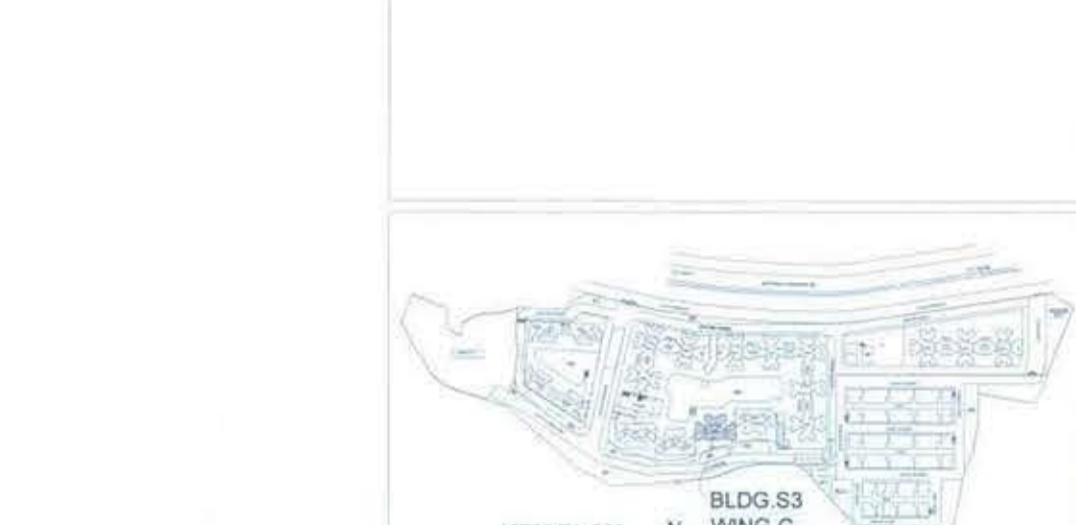
BUILT UP AREA CALCULATION WING-S3C		
ADDITION (A)	DEDUCTION (B)	TOTAL
42.225 x 28.455 x 1 = 1201.51		1201.51
	1201.51	0
		1201.51

BUILT UP AREA CALCULATION WING-S3C		
ADDITION (A)	DEDUCTION (B)	TOTAL
42.225 x 28.455 x 1 = 1201.51		1201.51
	1201.51	0
		1201.51

1ST FLOOR PLAN, 2ND, 4TH, 6TH, 10TH, 12TH, 14TH, 16TH, 20TH, 22ND, 24TH, 26TH & 30TH FLOOR, SOCIETY OFFICE, LINE AREA DIAGRAM & BUILT UP AREA CALCULATIONS, DOOR AND WINDOW SCHEDULE, LIGHT & VENTILATION STATEMENT.

STAMP OF APPROVAL OF PLANS

AMENDED DEVELOPMENT PERMISSION GRANTED Subject to the conditions mentioned in this office's letter No. CIP/CO/AN/NAV/16/16/18/11/Amended/CC/2018/10/35 Dated 09 JAN 2018 Associate Planner (NAIA)



Note: 1. HABITABLE ROOM CONTAINS LIVING, BED, & STUDY ROOM. 2. X SPRINKLER 3. X SPLURGER

FLOOR NO.	FLAT NO.	CARPET AREA	EXCL.	TOTAL	PROJECTED	TOTAL	B/U AREA
1ST	1	77.77	0.00	87.73	87.73	89.47	
	2	77.77	0.00	87.73	87.73	89.47	
	3	56.33	9.25	65.58	65.58	64.30	
	4	56.33	9.25	65.58	65.58	64.30	
	5	63.54	8.27	71.81	71.81	71.66	
	6	63.54	8.27	71.81	71.81	71.66	
	7	56.33	9.25	65.58	65.58	64.30	
	8	60.19	0.00	60.19	2.50	62.69	
EVEN 2ND, 4TH, 6TH, 10TH, 12TH, 14TH, 16TH, 20TH, 22ND, 24TH, 26TH, 30TH	1	74.52	4.20	78.72	78.72	85.27	
	2	74.52	4.20	78.72	78.72	85.27	
	3	56.16	9.25	65.41	65.41	64.05	
	4	56.16	9.25	65.41	65.41	64.05	
	5	63.54	8.27	71.81	71.81	71.66	
	6	63.54	8.27	71.81	71.81	71.66	
	7	56.16	9.25	65.41	65.41	64.05	
	8	56.16	9.25	65.41	65.41	64.05	
ODD 3RD, 5TH, 7TH, 9TH, 11TH, 13TH, 15TH, 17TH, 19TH, 21TH, 23TH, 25TH, 27TH, 29TH	1	74.52	4.20	78.72	78.72	85.27	
	2	74.52	4.20	78.72	78.72	85.27	
	3	56.16	9.25	65.41	65.41	64.05	
	4	56.16	9.25	65.41	65.41	64.05	
	5	63.54	8.27	71.81	71.81	71.66	
	6	63.54	8.27	71.81	71.81	71.66	
	7	56.16	9.25	65.41	65.41	64.05	
	8	56.16	9.25	65.41	65.41	64.05	
8TH & 10TH REFUGE	1	74.52	4.20	78.72	78.72	85.27	
	2	74.52	4.20	78.72	78.72	85.27	
	3	56.16	9.25	65.41	65.41	64.05	
	4	56.16	9.25	65.41	65.41	64.05	
	5	63.54	8.27	71.81	71.81	71.66	
	6	63.54	8.27	71.81	71.81	71.66	
	7	56.16	9.25	65.41	65.41	64.05	
	8	56.16	9.25	65.41	65.41	64.05	