BLDG-S3 (WING - B) 1 / 6

CONTENTS OF SHEET

1ST FLOOR PLAN , 2ND, 4TH, 6TH, 10TH, 12TH, 14TH, 16TH, 20TH, 22ND, 24TH, 26TH & 30TH FLR. PLAN, SOCITY OFFICE, LINE AREA DIAGRAM & BUILT UP AREA CALCULATIONS, DOOR AND WINDOW SCHEDULE, LIGHT & VENTILATION STATEMENT.

STAMP OF APPROVAL OF PLANS

AMENDED DEVELOPMENT PERMISSION GRANTED
Subject to the conditions mentioned in this office's letter No.:
CIDCO/NAINA/PANVEL/Kolkhe/BP 81/Amended CC/2018/ 1095
Dated 09 JAN 2018
Associate Planner (NAINA)

SECTION C - C
(BLDG.-S3 WING - B)
SCALE:- 1:100

DOOR WINDOW SCHEDULE							
TYPE	SIZE			AREA IN SQ.MT		SILL HEIGH	DESCRIPTION
FRD	1.50	x	2.10		3.15		FIRE RESISTANT DOOR
FRD1	1.05	x	2.35		2.47		FIRE RESISTANT DOOR
FRD2	0.925	x	2.35		2.17		FIRE RESISTANT DOOR
FRD3	0.750	x	2.20		1.65		FIRE RESISTANT DOOR
D1	0.95	x	2.35		2.23		WOODEN DOOR
D2	0.925	x	2.35		2.17		WOODEN DOOR
D3	0.75	x	2.35		1.76		WOODEN DOOR
W1	3.05	x	1.60		4.88	0.90	AL.FR.GLAZED WINDOW
W2	3.50	x	1.60	5.60	8.96	0.90	AL.FR.GLAZED WINDOW
	1.05	x	1.60	1.68		0.90	AL.FR.GLAZED WINDOW
	1.05	x	1.60	1.68		0.90	AL.FR.GLAZED WINDOW
W3	2.10	x	1.60		3.36	0.90	AL.FR.GLAZED WINDOW
W4	3.10	x	2.20		6.82	0.15	AL.FR.GLAZED WINDOW
W4a	3.05	x	2.20		6.71	0.15	AL.FR.GLAZED WINDOW
W5	3.10	x	1.60		4.96	0.90	AL.FR.GLAZED WINDOW
W6	3.30	x	1.60	5.28	7.12	0.90	AL.FR.GLAZED WINDOW
	1.15	x	1.60	1.84		0.90	AL.FR.GLAZED WINDOW
W7	0.925	x	2.35		2.17	0.15	AL.FR.GLAZED FRENCH WINDOW
SW8	3.19	x	1.15		3.67	1.20	PART.OPNABLE & PART FIX.WINDOW
SW9	1.50	x	1.15		1.73	1.20	PART.OPNABLE & PART FIX.WINDOW
V	0.66	x	1.825		1.20	0.525	LOUVERED VENTILATORS

LIGHT & VENTILATION SCHEDULE				
DESCRIPTION OF USER SPACE	CARP.AREA OF RM. IN SQ.MT.	L& V REQ.1/6 OF CARPET AREA	L&V PROP. IN SQ.MT.	TYPE OF OPENING USED
LIVING/DIN	26.56	4.43	4.96	W6
BEDROOM	13.68	2.28	3.36	W3
STUDY ROOM	8.51	1.42	3.36	W3
KITCHEN	5.97	1.00	2.17	W8
TOILET	2.59	0.43	1.73	V

BUILT UP AREA CALCULATION WING - S3-B								
2ND, 4TH, 6TH, 10TH, 12TH, 14TH, 16TH, 20TH, 22ND, 24TH, 26TH & 30TH FLR.								
ADDITION (A)								
A	42.225	X	29.48	X	1	=	1244.79	SQ.MT
TOTAL							1244.79	SQ.MT
DEDUCTION (B)								
1	3.30	X	1.90	X	2	=	12.54	SQ.MT
2	2.45	X	1.20	X	2	=	5.88	SQ.MT
3	3.10	X	2.20	X	2	=	13.64	SQ.MT
4	3.275	X	2.10	X	2	=	13.76	SQ.MT
5	5.825	X	1.625	X	2	=	18.93	SQ.MT
6	6.325	X	2.50	X	1	=	15.81	SQ.MT
7	1.705	X	1.375	X	2	=	4.69	SQ.MT
8	0.595	X	8.205	X	2	=	9.76	SQ.MT
9	1.39	X	14.325	X	2	=	39.82	SQ.MT
10	3.60	X	10.00	X	2	=	72.00	SQ.MT
11	2.15	X	11.76	X	2	=	50.57	SQ.MT
12	3.2475	X	7.80	X	1	=	25.33	SQ.MT
13	4.5725	X	1.80	X	1	=	8.23	SQ.MT
14	4.37	X	3.66	X	1	=	15.99	SQ.MT
15	1.07	X	5.42	X	1	=	5.80	SQ.MT
16	5.125	X	1.10	X	1	=	5.64	SQ.MT
17	8.275	X	0.830	X	1	=	6.87	SQ.MT
18	5.15	X	3.60	X	1	=	18.54	SQ.MT
19	1.76	X	1.625	X	2	=	5.72	SQ.MT
20	3.50	X	1.200	X	2	=	8.40	SQ.MT
21	2.35	X	2.45	X	2	=	11.52	SQ.MT
22	6.225	X	3.65	X	1	=	22.72	SQ.MT
23	3.2525	X	7.80	X	1	=	25.37	SQ.MT
24	4.5775	X	1.80	X	1	=	8.24	SQ.MT
25	3.30	X	3.66	X	1	=	12.08	SQ.MT
26	6.225	X	3.40	X	1	=	21.17	SQ.MT
27	3.15	X	3.07	X	2	=	19.34	SQ.MT
28	1.35	X	1.00	X	2	=	2.70	SQ.MT
29	0.425	X	0.475	X	2	=	0.40	SQ.MT
30	0.75	X	0.525	X	2	=	0.79	SQ.MT
31	0.625	X	0.475	X	2	=	0.59	SQ.MT
32	2.88	X	3.00	X	2	=	17.28	SQ.MT
33	0.12	X	2.95	X	2	=	0.71	SQ.MT
34	1.14	X	5.68	X	1	=	6.48	SQ.MT
35	2.95	X	0.83	X	1	=	2.45	SQ.MT
TOTAL							509.75	SQ.MT
GROSS AREA C= (A - B)	1244.79	-	509.75				735.04	SQ.MT
STAIRCASE, LIFT (D)								
ST1	5.06	X	5.68	X	1	=	28.74	SQ.MT
ST2	0.20	X	0.83	X	1	=	0.17	SQ.MT
ST3	5.085	X	0.20	X	1	=	1.02	SQ.MT
ST4	5.125	X	3.75	X	1	=	19.22	SQ.MT
L1	3.35	X	4.85	X	2	=	32.50	SQ.MT
TOTAL							81.64	SQ.MT
PASSAGE (E)								
P1	2.25	X	3.30	X	1	=	7.43	SQ.MT
P2	2.65	X	0.83	X	1	=	2.20	SQ.MT
P3	2.25	X	4.85	X	1	=	10.91	SQ.MT
P4	27.035	X	1.85	X	1	=	50.01	SQ.MT
P5	1.35	X	0.22	X	2	=	0.59	SQ.MT
P6	1.14	X	0.20	X	1	=	0.23	SQ.MT
P7	1.07	X	0.20	X	1	=	0.21	SQ.MT
P8	0.425	X	0.20	X	2	=	0.17	SQ.MT
P9	0.75	X	0.15	X	2	=	0.23	SQ.MT
P10	0.625	X	0.20	X	2	=	0.25	SQ.MT
P11	2.88	X	0.15	X	2	=	0.86	SQ.MT
P12	0.12	X	0.20	X	2	=	0.05	SQ.MT
TOTAL							73.14	SQ.MT
GROSS AREA (G)=C-(D+E)	735.04	-	154.78				580.26	SQ.MT
PERMISSIBLE BAL. AREA	580.26	X	10/		100	=	58.03	SQ.MT
PROPOSED BALCONY AREA								
BAL.-1 (ENCL)	3.50	X	1.20	X	2	=	8.40	SQ.MT
BAL.-2 (ENCL)	3.30	X	1.50	X	2	=	9.90	SQ.MT
BAL.-3 (ENCL)	3.30	X	1.30	X	2	=	8.58	SQ.MT
BAL.-4 (ENCL)	3.10	X	1.60	X	2	=	9.92	SQ.MT
BAL.-5 (ENCL)	3.275	X	1.50	X	2	=	9.83	SQ.MT
BAL.-6 (ENCL)	3.275	X	1.025	X	2	=	6.71	SQ.MT
BAL.-9 (OPEN)	2.45	X	1.20	X	2	=	5.88	SQ.MT
BAL.-10 (OPEN)	2.15	X	1.20	X	2	=	5.16	SQ.MT
BAL.-11 (OPEN)	2.55	X	1.20	X	2	=	6.12	SQ.MT
BAL.-12 (OPEN)	2.35	X	1.20	X	2	=	5.64	SQ.MT
TOTAL					20	=	76.14	SQ.MT
EXCESS BALCONY AREA							18.11	SQ.MT
EXCESS BALCONY TAKEN IN FSI								
	580.26	+	18.11			=	598.37	SQ.MT

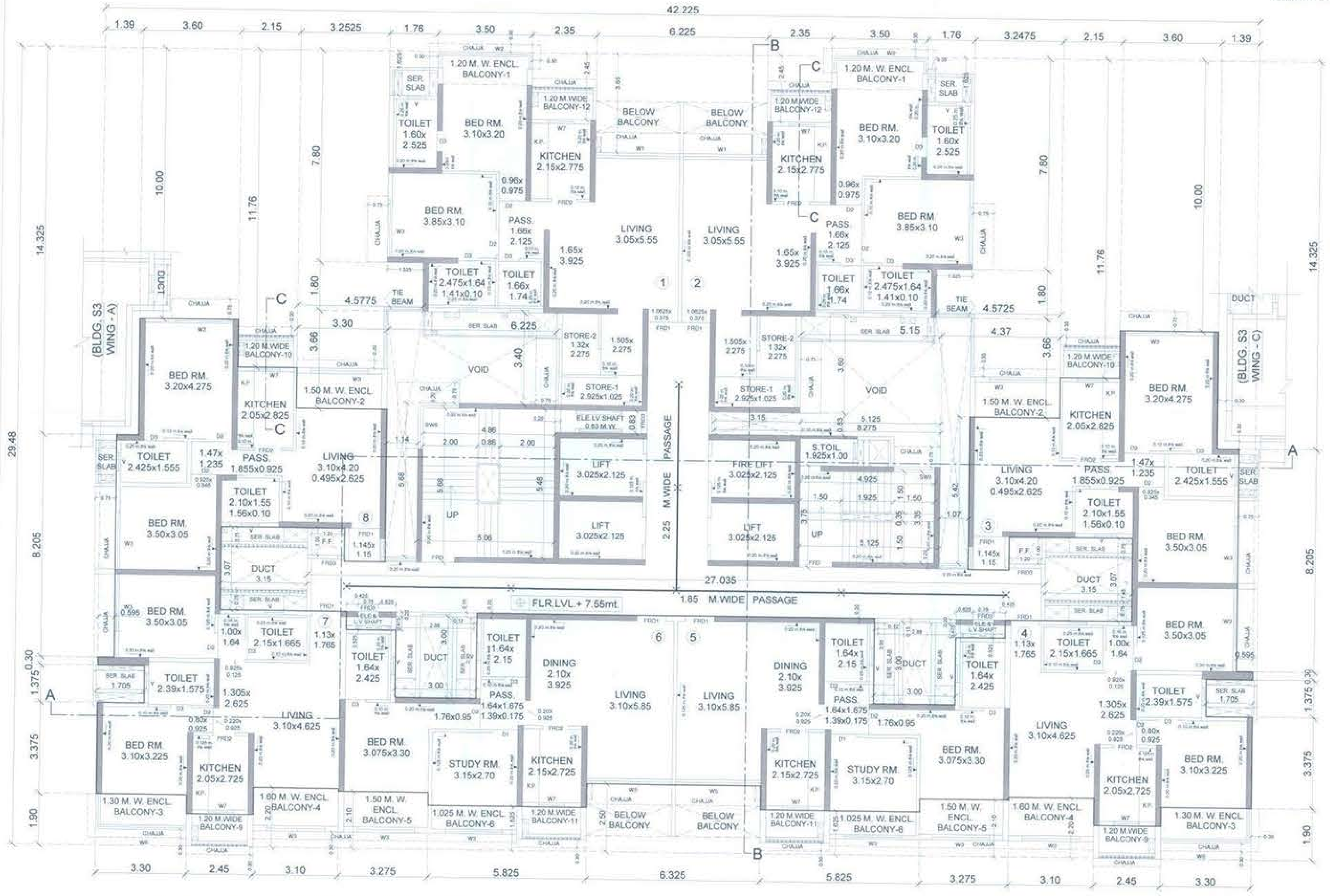

2ND, 4TH, 6TH, 10TH, 12TH, 14TH, 16TH, 20TH, 22ND, 24TH, 26TH & 30TH FLOOR PLAN
(BLDG.-S3 WING - B)
SCALE:- 1:100

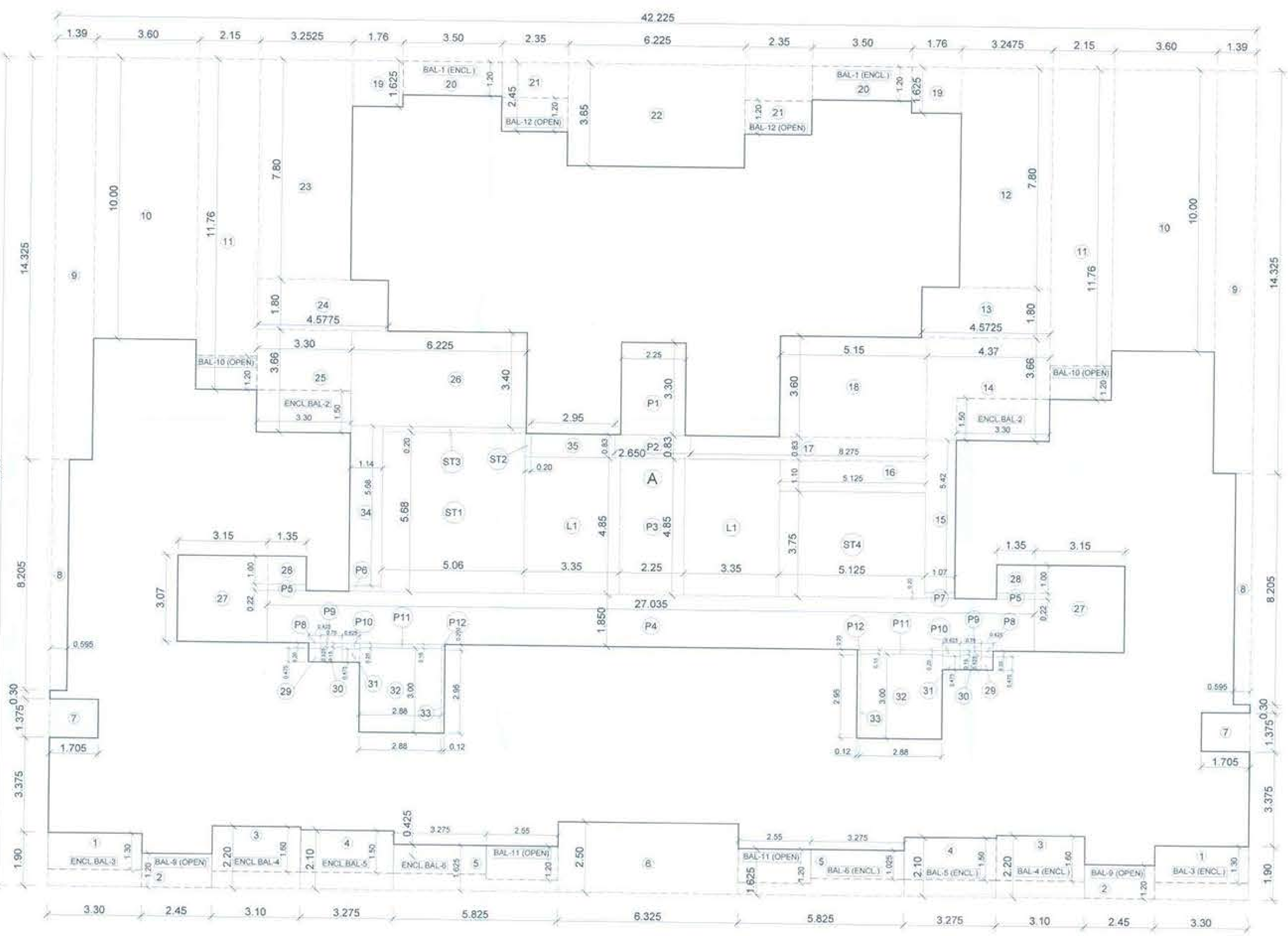

LINE DIAGRAM OF 2ND, 4TH, 6TH, 10TH, 12TH, 14TH, 16TH, 20TH, 22ND, 24TH, 26TH & 30TH FLOOR
(BLDG.-S3 WING - B)
SCALE:- 1:100

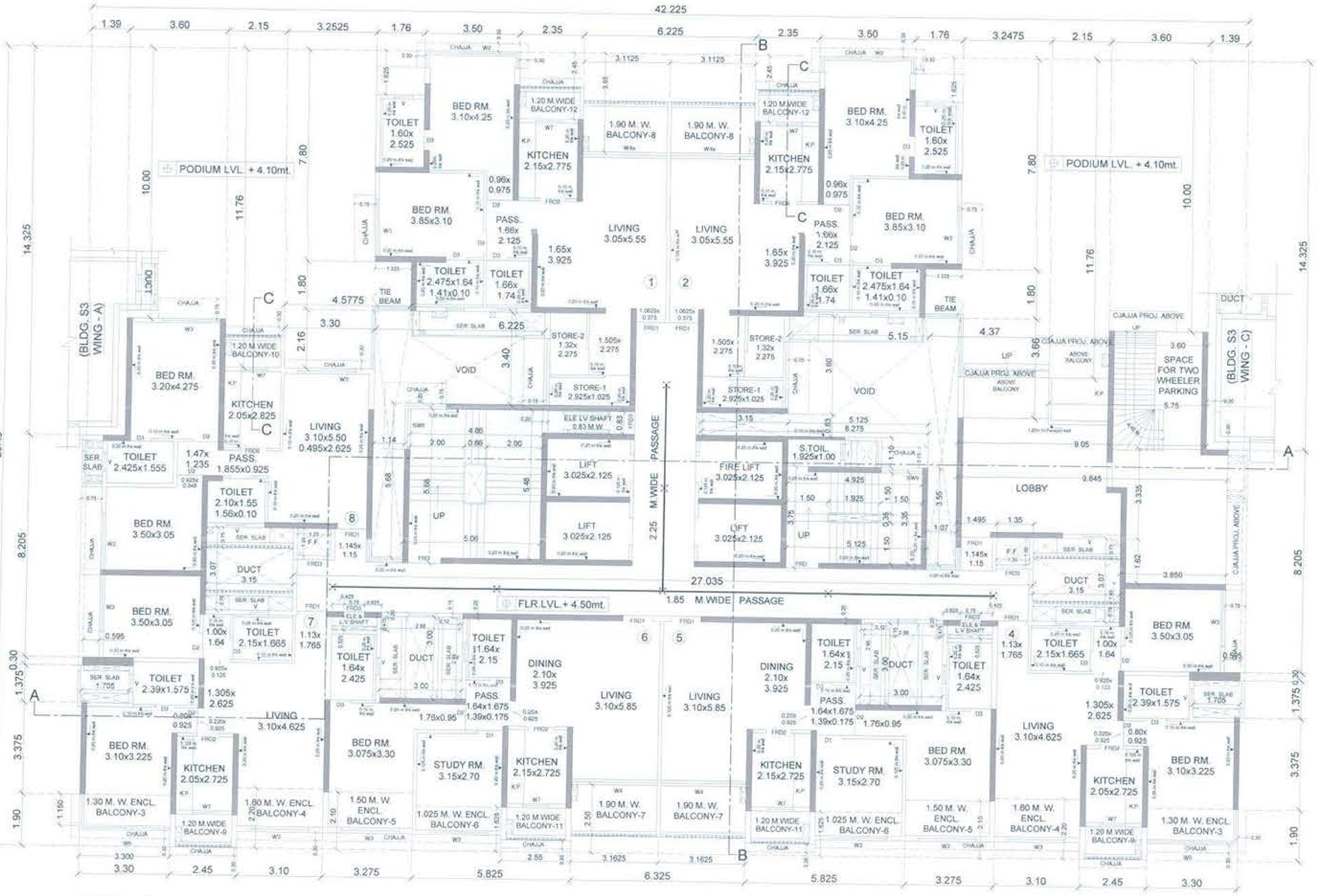

1ST FLOOR PLAN
(BLDG.-S3 WING - B)
SCALE:- 1:100

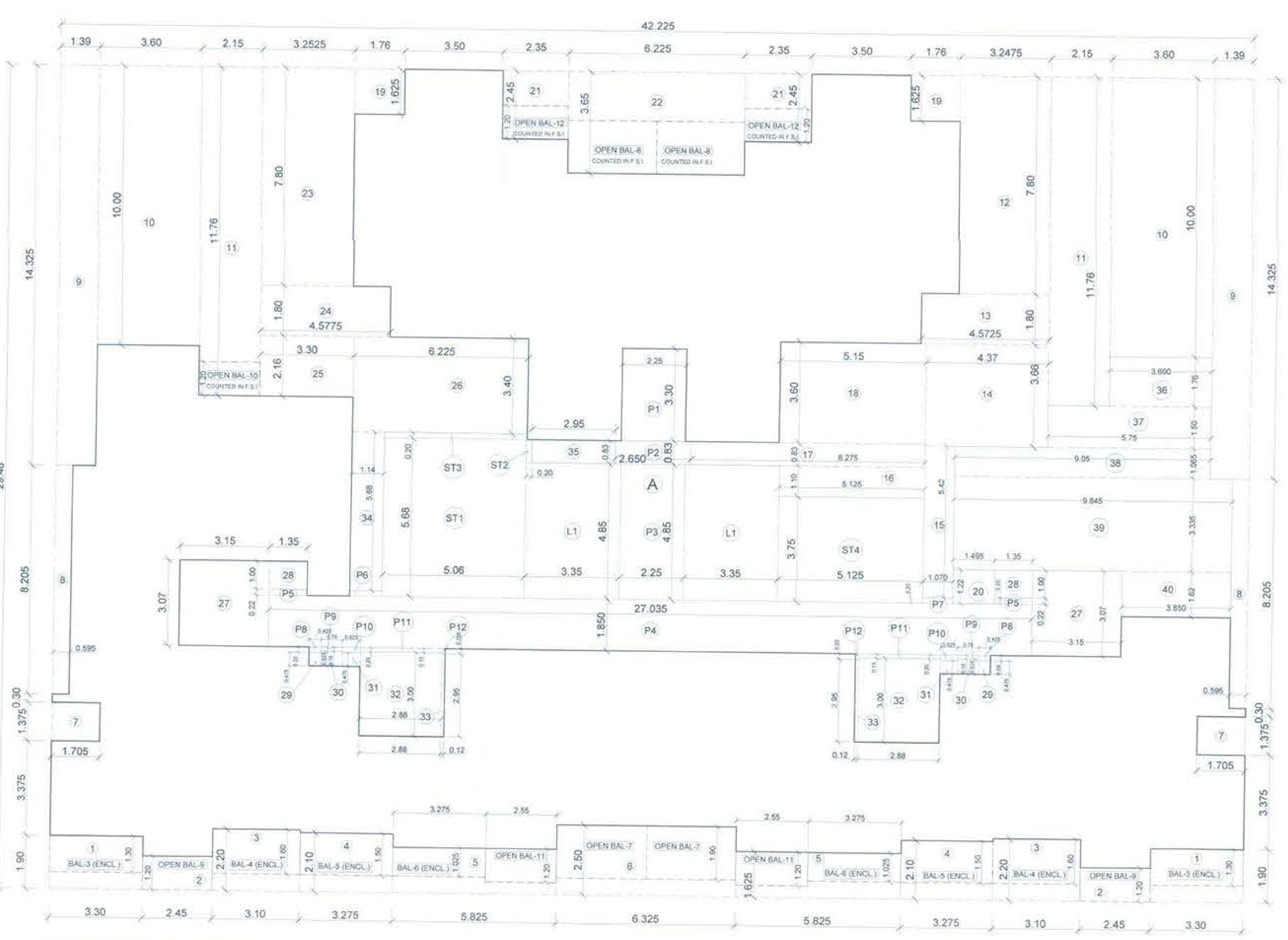

LINE DIAGRAM 1ST FLOOR
(BLDG.-S3 WING - B)
SCALE:- 1:100

BUILT UP AREA CALCULATION WING - S3-B								
1ST FLOOR								
A	42.225	X	29.48	X	1	=	1244.79	SQ.MT
TOTAL							1244.79	SQ.MT
DEDUCTION (B)								
1	3.30	X	1.90	X	2	=	12.54	SQ.MT
2	2.45	X	1.20	X	2	=	5.88	SQ.MT
3	3.10	X	2.20	X	2	=	13.64	SQ.MT
4	3.275	X	2.10	X	2	=	13.76	SQ.MT
5	5.825	X	1.625	X	2	=	18.93	SQ.MT
6	6.325	X	2.50	X	1	=	15.81	SQ.MT
7	1.705	X	1.375	X	2	=	4.69	SQ.MT
8	0.595	X	8.205	X	2	=	9.76	SQ.MT
9	1.39	X	14.325	X	2	=	39.82	SQ.MT
10	3.60	X	10.00	X	2	=	72.00	SQ.MT
11	2.15	X	11.76	X	2	=	50.57	SQ.MT
12	3.2475	X	7.80	X	1	=	25.33	SQ.MT
13	4.5725	X	1.80	X	1	=	8.23	SQ.MT
14	4.37	X	3.66	X	1	=	15.99	SQ.MT
15	1.07	X	5.42	X	1	=	5.80	SQ.MT
16	5.125	X	1.10	X	1	=	5.64	SQ.MT
17	8.275	X	0.830	X	1	=	6.87	SQ.MT
18	5.15	X	3.60	X	1	=	18.54	SQ.MT
19	1.76	X	1.625	X	2	=	5.72	SQ.MT
20	1.50	X	1.220	X	1	=	1.82	SQ.MT
21	2.35	X	2.45	X	2	=	11.52	SQ.MT
22	6.225	X	3.65	X	1	=	22.72	SQ.MT
23	3.2525	X	7.80	X	1	=	25.37	SQ.MT
24	4.5775	X	1.80	X	1	=	8.24	SQ.MT
25	3.30	X	2.16	X	1	=	7.13	SQ.MT
26	6.225	X	3.40	X	1	=	21.17	SQ.MT
27	3.15	X	3.07	X	2	=	19.34	SQ.MT
28	1.35	X	1.00	X	2	=	2.70	SQ.MT
29	0.425	X	0.475	X	2	=	0.40	SQ.MT
30	0.75	X	0.525	X	2	=	0.79	SQ.MT
31	0.625	X	0.475	X	2	=	0.59	SQ.MT
32	2.88	X	3.00	X	2	=	17.28	SQ.MT
33	0.12	X	2.95	X	2	=	0.71	SQ.MT
34	1.14	X	5.68	X	1	=	6.48	SQ.MT
35	2.95	X	0.83	X	1	=	2.45	SQ.MT
36	3.60	X	1.76	X	1	=	6.34	SQ.MT
37	5.75	X	1.50	X	1	=	8.63	SQ.MT
38	9.05	X	1.065	X	1	=	9.64	SQ.MT
39	9.845	X	3.335	X	1	=	32.83	SQ.MT
40	3.85	X	1.62	X	1	=	6.24	SQ.MT
TOTAL							561.89	SQ.MT
GROSS AREA C= (A - B)	1244.79	-	561.89				682.90	SQ.MT
STAIRCASE, LIFT (D)								
ST1	5.06	X	5.68	X	1	=	28.74	SQ.MT
ST2	0.20	X	0.83	X	1	=	0.17	SQ.MT
ST3	5.085	X	0.20	X	1	=	1.02	SQ.MT
ST4	5.125	X	3.75	X	1	=	19.22	SQ.MT
L1	3.35	X	4.85	X	2	=	32.50	SQ.MT
TOTAL							81.64	SQ.MT
PASSAGE (E)								
P1	2.25	X	3.30	X	1	=	7.43	SQ.MT
P2	2.65	X	0.83	X	1	=	2.20	SQ.MT
P3	2.25	X	4.85	X	1	=	10.91	SQ.MT
P4	27.035	X	1.85	X	1	=	50.01	SQ.MT
P5	1.35	X	0.22	X	2	=	0.59	SQ.MT
P6	1.14	X	0.20	X	1	=	0.23	SQ.MT
P7	1.07	X	0.20	X	1	=	0.21	SQ.MT
P8	0.425	X	0.20	X	2	=	0.17	SQ.MT
P9	0.75	X	0.15	X	2	=	0.23	SQ.MT
P10	0.625	X	0.20	X	2	=	0.25	SQ.MT
P11	2.88	X	0.15	X	2	=	0.86	SQ.MT
P12	0.12	X	0.20	X	2	=	0.05	SQ.MT
TOTAL							73.14	SQ.MT
GROSS AREA (G)=C-(D+E)	682.90	-	154.78				528.12	SQ.MT
PERMISSIBLE BAL. AREA	528.12	X	10/		100	=	52.81	SQ.MT
PROPOSED BALCONY AREA								
BAL.-3 (ENCL)	3.30	X	1.30	X	2	=	8.58	SQ.MT
BAL.-4 (ENCL)	3.10	X	1.60	X	2	=	9.92	SQ.MT
BAL.-5 (ENCL)	3.275	X	1.50	X	2	=	9.83	SQ.MT
BAL.-6 (ENCL)	3.275	X	1.025	X	2	=	6.71	SQ.MT
BAL.-7 (OPEN)	3.1625	X	1.90	X	2	=	12.02	SQ.MT
BAL.-9 (OPEN)	2.45	X	1.20	X	2	=	5.88	SQ.MT
BAL.-11 (OPEN)	2.55	X	1.20	X	2	=	6.12	SQ.MT
TOTAL					14	=	59.06	SQ.MT
EXCESS BALCONY AREA							6.24	SQ.MT
EXCESS BALCONY TAKEN IN FSI								
	528.12	+	6.24			=	534.36	SQ.MT
BALCONY AT PODIUM LEVEL COUNT IN F.S.I.								
BAL.-8 (OPEN)	3.1125	X	1.90	X	2	=	11.83	SQ.MT
BAL.-10 (OPEN)	2.15	X	1.20	X	1	=	2.58	SQ.MT
BAL.-12 (OPEN)	2.35	X	1.20	X	2	=	5.64	SQ.MT
TOTAL BALCONY AREA COUNT IN F.S.I							20.05	SQ.MT
	534.36	+	20.05			=	554.41	SQ.MT

KEY PLAN

Note :-
1. HABITABLE ROOM CONTAINS LIVING, BED, & STUDY ROOM.
2. X SPRINKLER
3. ___ SPRLPIPE

TOTAL BUILT UP AREA STATEMENT								
FLOORS	BUA	EXC. BALC.	COUNT BALC. IN FSI	EXC. REF.	TOTAL BUA	STAIR,LIFT AREA	CARPET AREA	TOTAL UNIT
STILT								
1ST FLR	528.12	6.24	20.05		554.41	154.78	461.20	7
2ND FLR	580.26	18.11			598.37	154.78	506.82	8
3RD FLR	580.26	41.96			622.22	154.78	506.82	8
4TH FLR	580.26	18.11			598.37	154.78	506.82	8
5TH FLR	580.26	41.96			622.22	154.78	506.82	8
6TH FLR	580.26	18.11			598.37	154.78	506.82	8
7TH FLR	580.26	41.96			622.22	154.78	506.82	8
8TH FLR (REF.)	482.30	15.72		1.75	499.77	154.78	419.57	7
9TH FLR	580.26	41.96			622.22	154.78	506.82	8
10TH FLR	580.26	18.11			598.37	154.78	506.82	8
11TH FLR	580.26	41.96			622.22	154.78	506.82	8
12TH FLR	580.26	18.11			598.37	154.78	506.82	8
13TH FLR (REF.)	482.30	39.56		1.17	523.03	154.78	419.57	7
14TH FLR	580.26	18.11			598.37	154.78	506.82	8
15TH FLR	580.26	41.96			622.22	154.78	506.82	8
16TH FLR	580.26	18.11			598.37	154.78	506.82	8
17TH FLR	580.26	41.96			622.22	154.78	506.82	8
18TH FLR(REF.)	482.30	15.72		1.75	499.77	154.78	419.57	7
19TH FLR	580.26	41.96			622.22	154.78	506.82	8
20TH FLR	580.26	18.11			598.37	154.78	506.82	8
21ST FLR	580.26	41.96			622.22	154.78	506.82	8
22ND FLR	580.26	18.11			598.37	154.78	506.82	8
23RD FLR(REF.)	482.30	39.56		1.17	523.03	154.78	419.57	7
24TH FLR	580.26	18.11			598.37	154.78	506.82	8
25TH FLR	580.26	41.96			622.22	154.78	506.82	8
26TH FLR	580.26	18.11			598.37	154.78	506.82	8
27TH FLR	580.26	41.96			622.22	154.78	506.82	8
28TH FLR(REF.)	505.10	13.44		20.63	539.17	154.78	439.49	7
29TH FLR	580.26	41.96			622.22	154.78	506.82	8
30TH FLR	580.26	18.11			598.37	154.78	506.82	8
TOTAL	16888.66	851.08	20.05	26.47	17786.26	4643.40	14742.65	234

BLDG. S3 (WING - B)							
FLOOR NO.	FLAT No.	CARPET AREA	BALCONY AREA				B/U AREA
			ENCL.	TOTAL	PROJECTED	TOTAL	
1ST	1	80.44	0.00		8.73		92.88
	2	80.44	0.00		8.73		92.88
	4	56.52	9.25		2.94		64.30
	5	63.54	8.27		9.07		71.66
	6	63.54	8.27		9.07		71.66
	7	56.52	9.25		2.94		63.91
	8	60.20	0.00		2.58		69.00
			35.04 (35.04 X 1 FLR.)	35.04	44.06 (44.06 X 1FLR.)	44.06	
EVEN 2ND ,4TH ,6TH - - - - - 30TH	1	77.18	4.20		2.82		88.68
	2	77.18	4.20		2.82		88.68
	3	56.17	4.95		2.58		64.05
	4	56.52	9.25		2.94		63.91
	5	63.54	8.27		3.06		71.66
	6	63.54	8.27		3.06		71.66
	7	56.52	9.25		2.94		63.91
	8	56.17	4.95		2.58		64.05
			53.34 (53.34 X 12FLR.)	640.08	22.80 (22.80 X 12FLR.)	273.60	
ODD 3RD , 5TH , 7TH - - - - - 29TH	1	77.18	4.20		8.73		88.68
	2	77.18	4.20		8.73		88.68
	3	56.17	4.95		2.58		64.05
	4	56.52	9.25		2.94		63.91
	5	63.54	8.27		9.07		71.66
	6	63.54	8.27		9.07		71.66
	7	56.52	9.25		2.94		63.91
	8	56.17	4.95		2.58		64.05
			53.34 (53.34 X 12FLR.)	640.08	46.64 (46.64X 12FLR.)	559.68	
8TH, & 18TH, REFUGE	1	77.18	4.20		2.82		88.68
	2	77.18	4.20		2.82		88.68
	3	56.17	4.95		2.58		64.05
	4	56.52	9.25		2.94		63.91
	5	63.54	8.27		3.06		71.66
	6	63.54	8.27		3.06		72.25
	8	25.44	4.95		2.58		29.42
			44.09 (44.09 X 2FLR.)	88.18	19.86 (19.86 X 2FLR.)	39.72	
13TH & 23RD,REFUGE	1	77.18	4.20		8.73		88.68
	2	77.18	4.20		8.73		88.68
	3	56.17	4.95		2.58		64.05
	4	56.52	9.25		2.94		63.91
	5	63.54	8.27		9.07		71.66
	6	63.54	8.27		9.07		72.25
	8	25.44	4.95		2.58		29.42
			44.09 (44.09 X 2FLR.)	88.18	43.70 (43.70X 2FLR.)	87.40	
28TH REFUGE	1	77.18	4.20		2.82		88.68
	2	77.18	4.20		2.82		88.68
	3	56.17	4.95		2.58		64.05
	4	56.52	9.25		2.94		63.91
	5	63.54	8.27		3.06		71.66
	6	63.54	8.27		3.06		72.25
	8	45.36	8.27		3.06		52.21
			47.41 (47.41 X 1FLR.)	47.41	20.34 (20.34X FLR.)	20.34	
				1538.97		1024.80	

1)- ALL INTERNAL WALLS IN RESIDENTIAL WING IS 0.15 M. THK UNLESS & OTHERWISE SPECIFY
2)- PROPOSED WORK SHOWN IN RED

CONTENTS OF SHEET: FLOOR PLANS

REVISION	DESCRIPTION	DATE	SIGNATURE

DESCRIPTION OF PROPOSAL & PROPERTY

PROPOSED SALE RESIDENTIAL BLDG.S3 WING -B ON LAND BEARING S.NO. 94/1D , 95/1 , 95/2 , 95/3A , 95/3B , 95/4, 96 , 97/ 1, 97/2 , 98/6A/1 , 98/6A/2 , 98/6B, 98/6C & 98/6D AT VILLAGE KOLKHE TAL PANVEL , DIST- RAIGAD.

NAME & SIGNATURE OF OWNERS

M/s SANVO RESORTS Pvt. LTD.

SIGNATURE OF OWNERS

DATE	NORTH LINE	SIGNATURE NAME AND ADDRESS OF ARCHITECT
SCALE	DRN BY	MATRIX architects & engineers. 702,Marathon Max,Mulund-Goregaon Link Road, Mulund(w) mumbai-400080
1:100	SONALI/SHEETAL	signature of architect AR. SANTOSH DUBEY COA REG. NO. 33133/2004

PRODUCED BY AN AUTODESK EDUCATIONAL PRODUCT
PRODUCED BY AN AUTODESK EDUCATIONAL PRODUCT