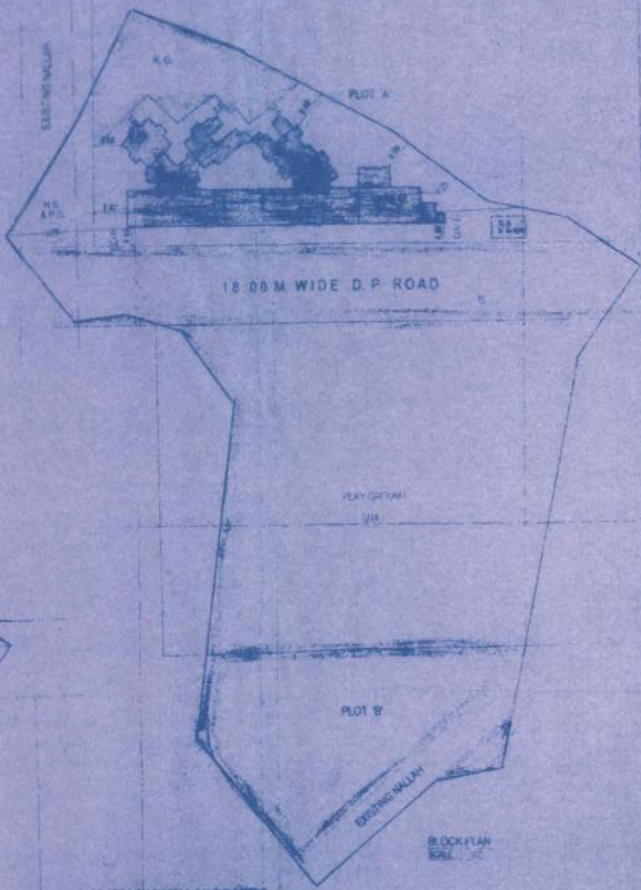



SITE PLAN

HOUSING AREA STATEMENTS		
S. NO.	SL. NO.	AREA IN SQ.M
34		1432.05
TOTAL AREA		1432.05 SQ.M

BUILT UP AREA WING A = 1930.09
 BUILT UP AREA WING B = 1750.85
 BUILT UP AREA WING C = 428.45
 TOTAL BUILT UP AREA = 4109.39 SQ.M

LOCATION PLAN



PLOT AREA DIAGRAM & CALCULATIONS
 AREA UNDER 1/20 SCALE

AREA UNDER 1/20 SCALE	
1. 10.00 X 2.00 X 0.50 = 100.00	
2. 10.00 X 2.00 X 0.50 = 100.00	
3. 10.00 X 2.00 X 0.50 = 100.00	
4. 10.00 X 2.00 X 0.50 = 100.00	
5. 10.00 X 2.00 X 0.50 = 100.00	
6. 10.00 X 2.00 X 0.50 = 100.00	
TOTAL AREA	600.00

AREA UNDER 1/50 SCALE

1. 10.00 X 2.00 X 0.50 = 100.00	
2. 10.00 X 2.00 X 0.50 = 100.00	
3. 10.00 X 2.00 X 0.50 = 100.00	
4. 10.00 X 2.00 X 0.50 = 100.00	
5. 10.00 X 2.00 X 0.50 = 100.00	
6. 10.00 X 2.00 X 0.50 = 100.00	
TOTAL AREA	600.00

AREA UNDER 1/100 SCALE

1. 10.00 X 2.00 X 0.50 = 100.00	
2. 10.00 X 2.00 X 0.50 = 100.00	
3. 10.00 X 2.00 X 0.50 = 100.00	
4. 10.00 X 2.00 X 0.50 = 100.00	
5. 10.00 X 2.00 X 0.50 = 100.00	
6. 10.00 X 2.00 X 0.50 = 100.00	
TOTAL AREA	600.00

AREA AS PER 1/20

AREA AS PER 1/20	1432.05
AREA 1/20 METHOD	1432.05

TOTAL PLOT AREA

TOTAL PLOT AREA	30.00
PROF. A. 1/20 SCALE	3000.00
PROF. B. 1/50 SCALE	2100.00
PROF. C. 1/100 SCALE	300.00
TOTAL AREA	5400.00

AREA UNDER PLAY GROUND 1/10

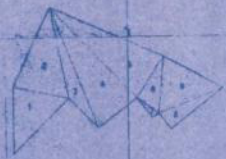
1. 10.00 X 2.00 X 0.50 = 100.00	
2. 10.00 X 2.00 X 0.50 = 100.00	
3. 10.00 X 2.00 X 0.50 = 100.00	
4. 10.00 X 2.00 X 0.50 = 100.00	
5. 10.00 X 2.00 X 0.50 = 100.00	
6. 10.00 X 2.00 X 0.50 = 100.00	
TOTAL AREA	600.00

AREA UNDER W. ZONE PLOT 3

1. 10.00 X 2.00 X 0.50 = 100.00	
2. 10.00 X 2.00 X 0.50 = 100.00	
3. 10.00 X 2.00 X 0.50 = 100.00	
4. 10.00 X 2.00 X 0.50 = 100.00	
5. 10.00 X 2.00 X 0.50 = 100.00	
6. 10.00 X 2.00 X 0.50 = 100.00	
TOTAL AREA	600.00

AREA UNDER PLAY GROUND 3/4

1. 10.00 X 2.00 X 0.50 = 100.00	
2. 10.00 X 2.00 X 0.50 = 100.00	
3. 10.00 X 2.00 X 0.50 = 100.00	
4. 10.00 X 2.00 X 0.50 = 100.00	
5. 10.00 X 2.00 X 0.50 = 100.00	
6. 10.00 X 2.00 X 0.50 = 100.00	
TOTAL AREA	600.00



R.G. AREA DIAGRAM & CALCULATIONS

1. 10.00 X 2.00 X 0.50 = 100.00	
2. 10.00 X 2.00 X 0.50 = 100.00	
3. 10.00 X 2.00 X 0.50 = 100.00	
4. 10.00 X 2.00 X 0.50 = 100.00	
5. 10.00 X 2.00 X 0.50 = 100.00	
6. 10.00 X 2.00 X 0.50 = 100.00	
TOTAL AREA	600.00

R.G. AREA PROVIDED

R.G. AREA PROVIDED	753.30
--------------------	--------

PROFORMA-A

DATE: 10/10/2023

SCALE: 1/20

PROJECT: HOUSING SCHEME

PROFORMA-A		NO. OF SHEETS
1. AREA STATEMENT	50 PPT	50 PPT
2. BLOCK PLAN	100 PPT	100 PPT
3. SITE PLAN	100 PPT	100 PPT
4. AREA STATEMENT	100 PPT	100 PPT
5. AREA STATEMENT	100 PPT	100 PPT
6. AREA STATEMENT	100 PPT	100 PPT
7. AREA STATEMENT	100 PPT	100 PPT
8. AREA STATEMENT	100 PPT	100 PPT
9. AREA STATEMENT	100 PPT	100 PPT
10. AREA STATEMENT	100 PPT	100 PPT
11. AREA STATEMENT	100 PPT	100 PPT
12. AREA STATEMENT	100 PPT	100 PPT
13. AREA STATEMENT	100 PPT	100 PPT
14. AREA STATEMENT	100 PPT	100 PPT
15. AREA STATEMENT	100 PPT	100 PPT
16. AREA STATEMENT	100 PPT	100 PPT
17. AREA STATEMENT	100 PPT	100 PPT
18. AREA STATEMENT	100 PPT	100 PPT
19. AREA STATEMENT	100 PPT	100 PPT
20. AREA STATEMENT	100 PPT	100 PPT
21. AREA STATEMENT	100 PPT	100 PPT
22. AREA STATEMENT	100 PPT	100 PPT
23. AREA STATEMENT	100 PPT	100 PPT
24. AREA STATEMENT	100 PPT	100 PPT
25. AREA STATEMENT	100 PPT	100 PPT
26. AREA STATEMENT	100 PPT	100 PPT
27. AREA STATEMENT	100 PPT	100 PPT
28. AREA STATEMENT	100 PPT	100 PPT
29. AREA STATEMENT	100 PPT	100 PPT
30. AREA STATEMENT	100 PPT	100 PPT
31. AREA STATEMENT	100 PPT	100 PPT
32. AREA STATEMENT	100 PPT	100 PPT
33. AREA STATEMENT	100 PPT	100 PPT
34. AREA STATEMENT	100 PPT	100 PPT
35. AREA STATEMENT	100 PPT	100 PPT
36. AREA STATEMENT	100 PPT	100 PPT
37. AREA STATEMENT	100 PPT	100 PPT
38. AREA STATEMENT	100 PPT	100 PPT
39. AREA STATEMENT	100 PPT	100 PPT
40. AREA STATEMENT	100 PPT	100 PPT
41. AREA STATEMENT	100 PPT	100 PPT
42. AREA STATEMENT	100 PPT	100 PPT
43. AREA STATEMENT	100 PPT	100 PPT
44. AREA STATEMENT	100 PPT	100 PPT
45. AREA STATEMENT	100 PPT	100 PPT
46. AREA STATEMENT	100 PPT	100 PPT
47. AREA STATEMENT	100 PPT	100 PPT
48. AREA STATEMENT	100 PPT	100 PPT
49. AREA STATEMENT	100 PPT	100 PPT
50. AREA STATEMENT	100 PPT	100 PPT

PROPOSED COMMISSION: HOUSING SCHEME

S. NO. 104 AT VILLAGE: HOUSING SCHEME

DATE: 10/10/2023

SCALE: 1/20

PROJECT: HOUSING SCHEME

PROPOSED COMMISSION: HOUSING SCHEME

S. NO. 104 AT VILLAGE: HOUSING SCHEME

DATE: 10/10/2023

SCALE: 1/20

PROJECT: HOUSING SCHEME

APPROVED BY: [Signature]

DATE: 10/10/2023

SCALE: 1/20

PROJECT: HOUSING SCHEME