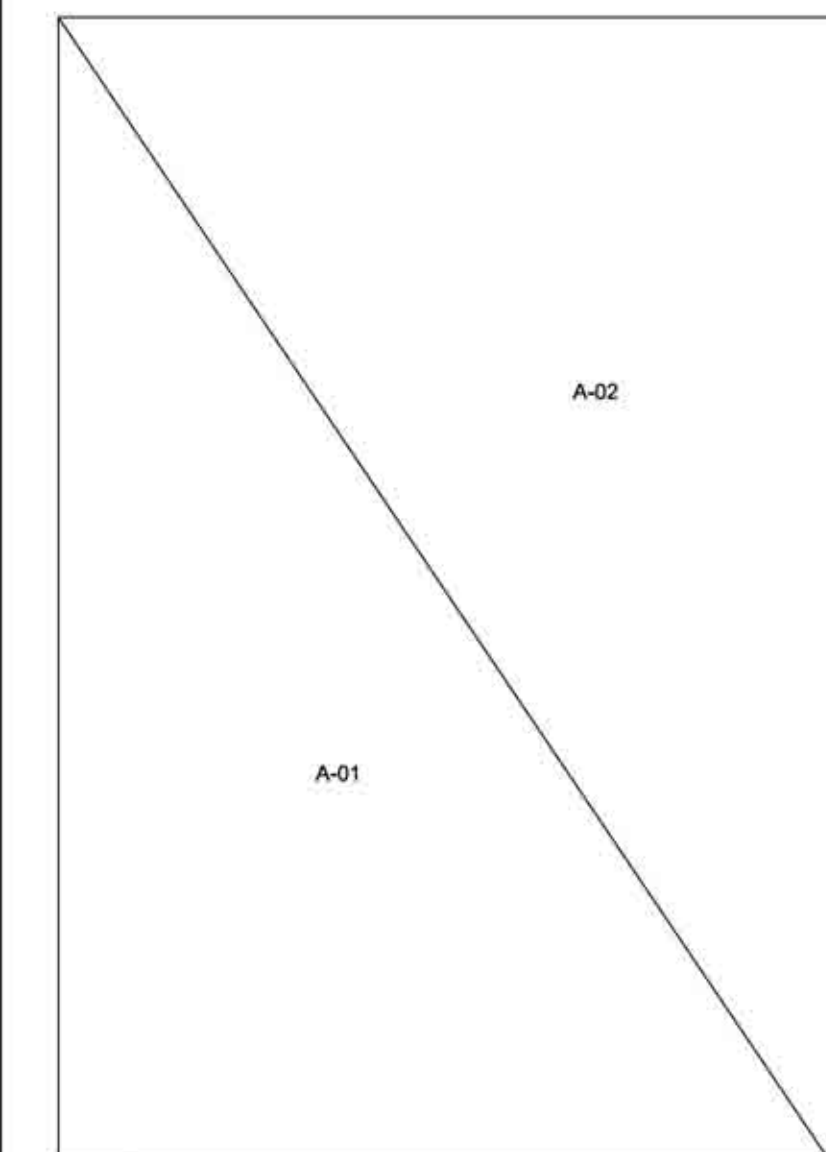
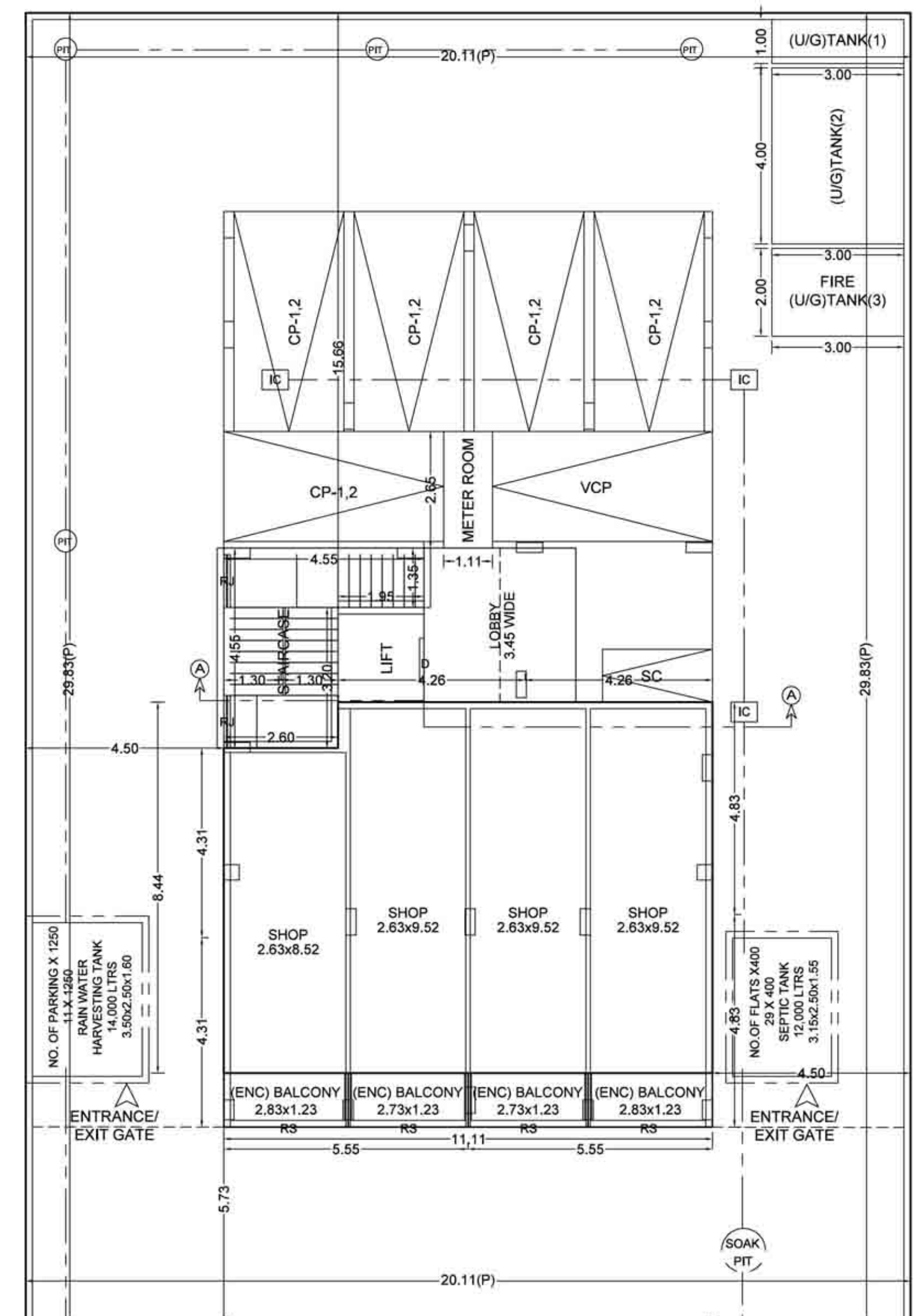


LAYOUT PLAN (Scale - 1:200)



Triangulation (Scale - 1:200)

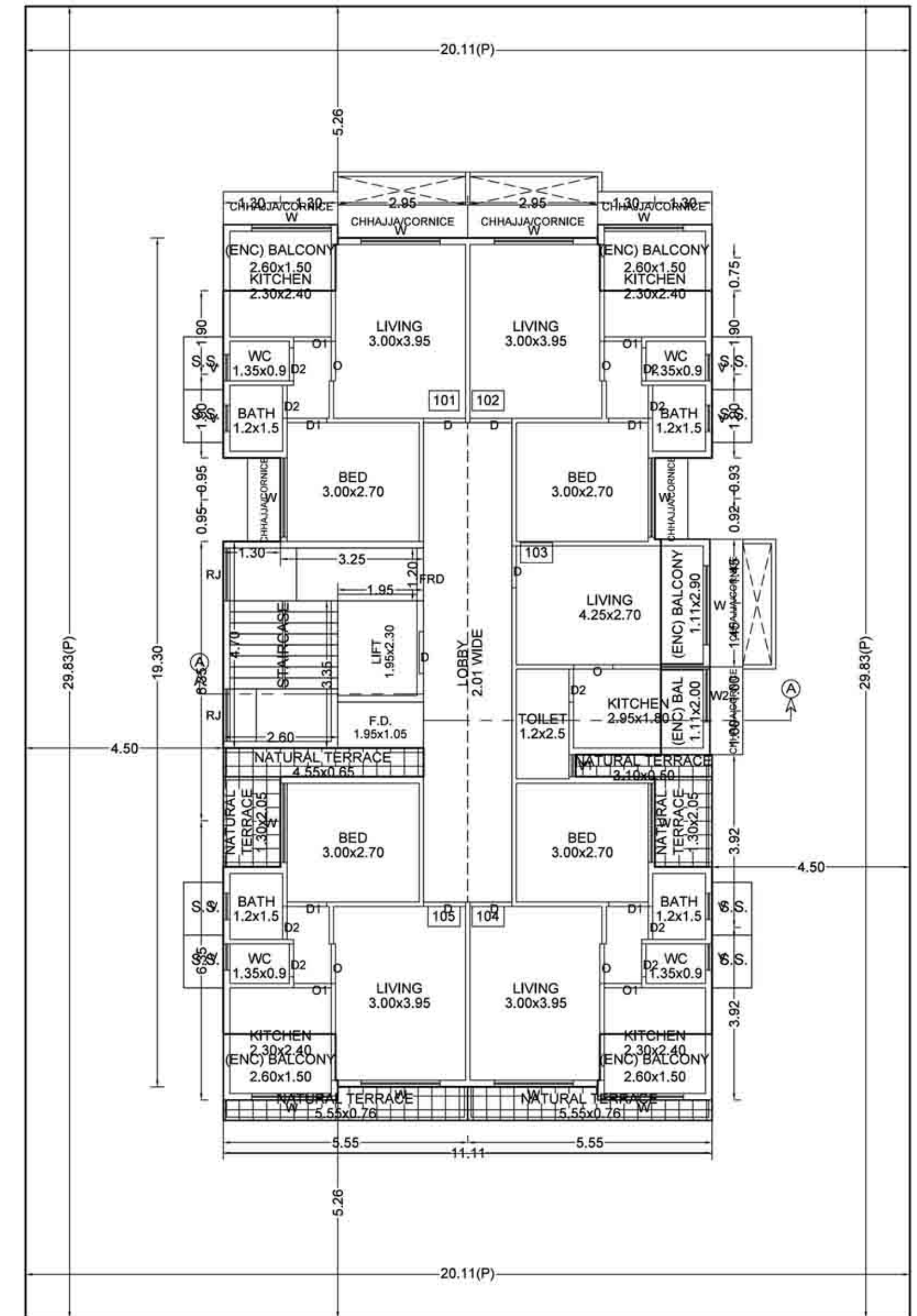
| Triangle | Area |
|--------------|--------|
| A-01 | 299.94 |
| A-02 | 299.94 |
| Total (PLOT) | 599.88 |



GROUND FLOOR PLAN

GROUND FLOOR PLAN

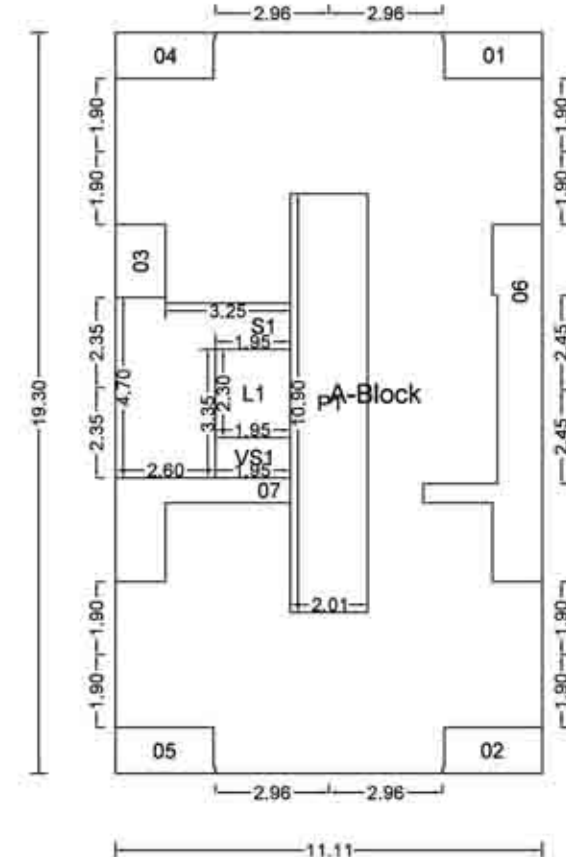
| POLYGON | SIZE | AREA |
|---------|--------------|-------|
| A-Block | 8.44 X 11.11 | 93.73 |
| O1 | 1.05 X 2.60 | 2.73 |
| Total | --- | 91.00 |



FIRST FLOOR PLAN

FIRST FLOOR PLAN

| POLYGON | SIZE | AREA |
|---------|---------------|--------|
| A-Block | 11.11 X 19.30 | 214.42 |
| O1 | 1.20 X 2.60 | 3.07 |
| O2 | 1.20 X 2.60 | 3.07 |
| O3 | 1.30 X 1.90 | 2.47 |
| O4 | 1.20 X 2.60 | 3.07 |
| O5 | 1.20 X 2.60 | 3.07 |
| O6 | --- | 12.32 |
| O7 | --- | 5.62 |
| L1 | 1.95 X 2.30 | 4.49 |
| VS1 | 1.05 X 1.95 | 2.05 |
| P1 | 2.01 X 10.90 | 21.91 |
| S1 | --- | 14.36 |
| Total | --- | 138.94 |



C.B, F.B, LOBBY STATEMENT: CC (2)

| FLOOR | NO. OF C.B | NO. OF F.B | LOBBY AREA |
|--------------|------------|------------|------------|
| SIXTH FLOOR | 0 | 0 | 21.91 |
| FIFTH FLOOR | 0 | 0 | 21.91 |
| FOURTH FLOOR | 0 | 0 | 21.91 |
| THIRD FLOOR | 0 | 0 | 21.91 |
| SECOND FLOOR | 0 | 0 | 21.91 |
| FIRST FLOOR | 0 | 0 | 21.91 |
| GROUND FLOOR | 0 | 0 | 12.09 |
| Total | 0 | 0 | 143.55 |

FLOOR WISE FSI STATEMENT: CC (2)

| FLOORS | COMM. | RESI. | IND. | SPEC. | BALCONY | PASSAGE | STAIR | LIFT | TENEMENTS | TOTAL FSI AREA |
|---------------|-------|--------|------|-------|---------|---------|--------|-------|-----------|----------------|
| TERRACE FLOOR | 0.00 | 0.00 | 0.00 | 0.00 | 0.00 | 0.00 | 0.00 | 0.00 | 0 | 0.00 |
| SIXTH FLOOR | 0.00 | 79.46 | 0.00 | 0.00 | 39.27 | 21.91 | 14.37 | 4.49 | 4 | 79.46 |
| FIFTH FLOOR | 0.00 | 122.09 | 0.00 | 0.00 | 37.69 | 21.91 | 14.37 | 4.49 | 5 | 122.09 |
| FOURTH FLOOR | 0.00 | 138.94 | 0.00 | 0.00 | 20.84 | 21.91 | 14.37 | 4.49 | 5 | 138.94 |
| THIRD FLOOR | 0.00 | 138.94 | 0.00 | 0.00 | 20.84 | 21.91 | 14.37 | 4.49 | 5 | 138.94 |
| SECOND FLOOR | 0.00 | 138.94 | 0.00 | 0.00 | 20.84 | 21.91 | 14.37 | 4.49 | 5 | 138.94 |
| FIRST FLOOR | 0.00 | 138.94 | 0.00 | 0.00 | 20.84 | 21.91 | 14.37 | 4.49 | 5 | 138.94 |
| GROUND FLOOR | 91.00 | 0.00 | 0.00 | 0.00 | 13.65 | 12.09 | 14.46 | 0.00 | 0 | 91.00 |
| Total | 91.00 | 757.30 | 0.00 | 0.00 | 173.97 | 143.55 | 100.68 | 26.94 | 29 | 848.30 + 46.72 |

PARKING CALCULATION

| TYPE | CARPET AREA/ FSI (M2) | TENEMENT (NOS) | | CAR (NOS) | | SCOOTER (NOS.) | | CYCLE (NOS.) | |
|-------------|-----------------------------|----------------|-------|-----------|-------|----------------|-------|--------------|-------|
| | | UNIT | PROP. | BY RULE | REQD. | BY RULE | REQD. | BY RULE | REQD. |
| Residential | 0.0 - 45.0 | 4 | 29 | 1 | 8 | - | - | - | - |
| Residential | 45.0 - 60.0 | 2 | 0 | 1 | 0 | - | - | - | - |
| Residential | 60.0 - ... | 1 | 0 | 1 | 0 | - | - | - | - |
| Commercial | 0 - 800 (PROP BUA-918D) | 2 | 1 | 2 | - | - | - | - | - |
| Commercial | 800.0 - ... (BALANCE BUA-0) | 0 | 1 | 0 | - | - | - | - | - |
| Total | Required | - | - | - | 10 | - | - | - | - |
| Total | Proposed | - | - | - | 10 | - | - | - | - |

WATER REQUIREMENT

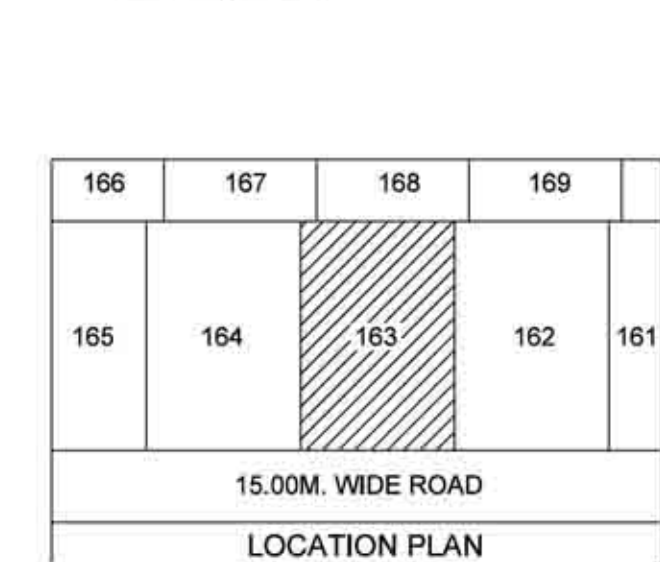
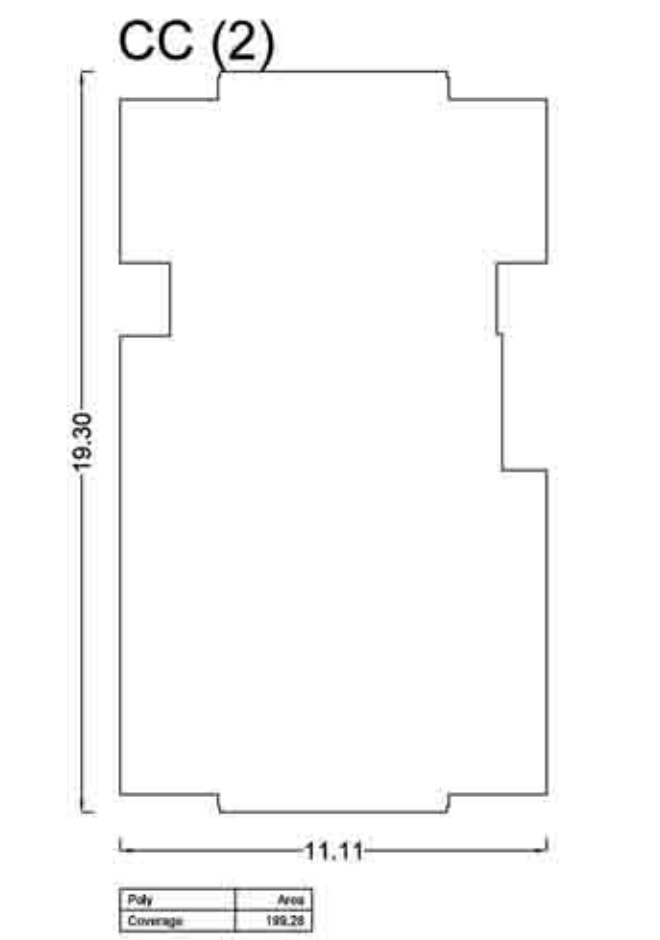
| TANK | TENEMENT | OCCUPANT LOAD (NOS.) | | | CONSUMPTION PER DAY (LIT) | REQUIRED CAPACITY (LIT) | PROPOSED CAPACITY (LIT) |
|-------------|------------------|----------------------|--------|-------|---------------------------|-------------------------|-------------------------|
| | | TNMTS/AREA | FACTOR | UNIT | | | |
| OHWT & UGWT | OHWT | 29 | 7.5 | 218 | 200 | 43600.00 | |
| | UGWT | 00.00 | 00.00 | 00.00 | 00.00 | 00.00 | |
| TOTAL | | | | | | 43600.00 | |
| | OVERHEAD (40%) | | | | 17440.00 | 54665.01 | |
| | UNDERGROUND(60%) | | | | 26160.00 | 52495.39 | |
| TOTAL | | | | | 43600 | 107160.40 | |

BUILDING WISE FSI STATEMENT

| BUILDING | FSI AREA | | | | BALCONY | PASSAGE | STAIR | LIFT | TENEMENTS | TOTAL FSI AREA |
|----------|----------|--------|------|-------|---------|---------|--------|-------|-----------|----------------|
| | COMM. | RESI. | IND. | SPEC. | | | | | | |
| CC-1 (2) | 91.00 | 757.30 | 0.00 | 0.00 | 173.97 | 143.55 | 100.68 | 26.94 | 29 | 848.30 + 46.72 |
| Total | 91.00 | 757.30 | 0.00 | 0.00 | 173.97 | 143.55 | 100.68 | 26.94 | 29 | 848.30 + 46.72 |

BALCONY CALCULATIONS: CC (2)

| FLOOR | SIZE | AREA | PERM AREA | TOT. AREA |
|--------------|-----------------|-------|-----------|-----------|
| SIXTH FLOOR | 1.20 X 2.05 X 3 | 7.38 | 11.92 | 39.26 |
| | 1.44 X 3.06 X 4 | 17.52 | | |
| | 1.44 X 2.50 X 4 | 14.36 | | |
| FIFTH FLOOR | 1.04 X 2.60 X 4 | 10.76 | 18.31 | 37.71 |
| | 1.00 X 2.96 X 4 | 11.84 | | |
| | 1.00 X 1.85 X 1 | 1.85 | | |
| | 1.00 X 2.05 X 3 | 6.15 | | |
| | 1.45 X 2.90 X 1 | 4.21 | | |
| | 1.45 X 2.00 X 1 | 2.90 | | |
| FOURTH FLOOR | 1.50 X 2.60 X 4 | 15.40 | 20.84 | 20.86 |
| | 1.11 X 2.90 X 1 | 3.23 | | |
| | 1.11 X 2.00 X 1 | 2.23 | | |
| THIRD FLOOR | 1.50 X 2.60 X 4 | 15.40 | 20.84 | 20.86 |
| | 1.11 X 2.90 X 1 | 3.23 | | |
| | 1.11 X 2.00 X 1 | 2.23 | | |
| SECOND FLOOR | 1.50 X 2.60 X 4 | 15.40 | 20.84 | 20.86 |
| | 1.11 X 2.90 X 1 | 3.23 | | |
| | 1.11 X 2.00 X 1 | 2.23 | | |
| FIRST FLOOR | 1.50 X 2.60 X 4 | 15.40 | 20.84 | 20.86 |
| | 1.11 X 2.90 X 1 | 3.23 | | |
| | 1.11 X 2.00 X 1 | 2.23 | | |
| GROUND FLOOR | 1.23 X 2.83 X 2 | 6.94 | 13.65 | 13.64 |
| | 1.23 X 2.73 X 2 | 6.70 | | |
| Total | - | - | 127.25 | 173.97 |



SEAL OF APPROVAL

APPROVED SUBJECT TO THE CONDITION MENTIONED IN the office letter

No. CIDCO/BP-15841/TPO(NM)/2018
Scrutiny Date : 09-07-2018

CIDCO/BP-15841/TPO(NM & K)/2018/2925
25 Jul 2018
Document certified by PATIL MITHILESH JANARDHAN
Name : PATIL MITHILESH JANARDHAN
Designation : Associate Planner
Organization : CIDCO LIMITED
Date : 02-AUG-2018 14:53:45

Sr.Planner/Asso.Planner(BP)
CIDCO of Maharashtra Ltd.
Raighad Bhavan, 4th Floor.
Plot No.4, Sector-11.
CBD-Belapur, Navi Mumbai.

AREA STATEMENT

| NO. | DESCRIPTION | SQ.M. |
|-----|----------------------------------|--------|
| 1. | AREA OF PLOT | 599.88 |
| 2. | BALANCE PLOT AREA | 599.88 |
| 3. | PERMISSIBLE FSI | 1.5000 |
| 4. | PERMISSIBLE BUILT UP AREA | 899.82 |
| 5. | TOTAL PERMISSIBLE BUILT UP AREA | 899.82 |
| 6. | PROPOSED BUILT UP AREA | |
| (a) | PROPOSED RESIDENTIAL AREA | 757.30 |
| (b) | PROPOSED COMMERCIAL AREA | 91.00 |
| (c) | PROPOSED INDUSTRIAL AREA | 0.00 |
| (d) | PROPOSED SPECIAL USE AREA | 0.00 |
| | TOTAL PROPOSED AREA (a+b+c+d) | 848.30 |
| 7. | EXCESS BALCONY AREA | 46.72 |
| 8. | EXISTING BUILT UP AREA | 0.00 |
| 9. | SUBSTRUCTURE/PROJECTIONS | 0.00 |
| 10. | SERVICE SLAB AREA/EXCESS TERRACE | 0.00 |
| 11. | EXCESS LOBBY/REFUGE AREA | 000.00 |
| 12. | TOTAL BUILT UP AREA PROPOSED | 895.02 |
| 13. | CONSUMED FSI | 1.49 |
| 14. | NO. OF LIFTS PROVIDED | 1 |
| 15. | NO. OF RESI. UNITS PROVIDED | 29 |
| 16. | NO. OF COMM. UNITS PROVIDED | 4 |

SPECIFICATIONS

CERTIFICATE OF AREA

CERTIFIED THAT I HAVE SURVEYED THE PLOT UNDER REFERENCE ON ... AND THAT THE DIMENSIONS OF THE SIDES, ETC. OF THE PLOT STATED ON THE PLAN ARE AS MEASURED ON THE SITE AND THE AREA SO WORKED OUT IS ... SQUARE METRES AND TALLIES WITH THE AREA STATED IN THE DOCUMENT OF OWNERSHIP / TOWN PLANNING SCHEME RECORDS.

LEGEND

PLOT BOUNDARY SHOWN THICK BLACK

PROPOSED WORK SHOWN RED FILLED IN

DRAINAGE LINE SHOWN RED DOTTED

WATERLINE SHOWN BLUE DOTTED

EXISTING TO BE RETAINED HATCHED

DEMOLITION SHOWN HATCHED YELLOW

OWNER'S NAME

M/S SHREEYUT DEVELOPERS, THROUGH ITS PARTNERS, MR. GOVIND RUD A PATEL +2 AND M/S. VARANIRAJ GROUP, THROUGH ITS PARTNERS, MR. NILESH HARAJI BHATESRA + 2

PROJECT INFORMATION

PLOT NO : 163 SECTOR NO. : 23
NODE : Uwe(New)

PROJECT NAME

ATUL PATEL ARCHITECTS
Regd. No. : CA2003/2450

ATUL PATEL ARCHITECTS

Studio #1209, The Landmark, Plot No. 264, Sector-7, Changan, Navi Mumbai - 410210
E : info@atulpatelarchitects.com T : 022 - 27746611 - 42

JOB NO. DRG. NO. SCALE DRAWN BY/CHECKED BY

INWARD NO. CIDCO/BP-15841/TPO(NM)/2018 DATE 09-07-2018

KEY NO. SHEET NO. 1/4