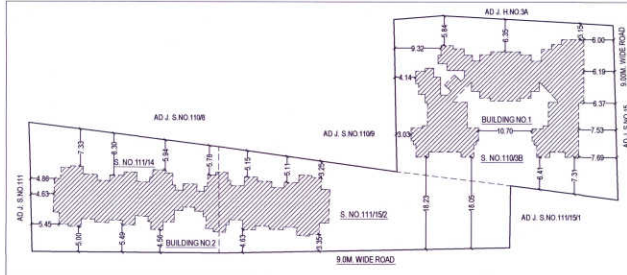
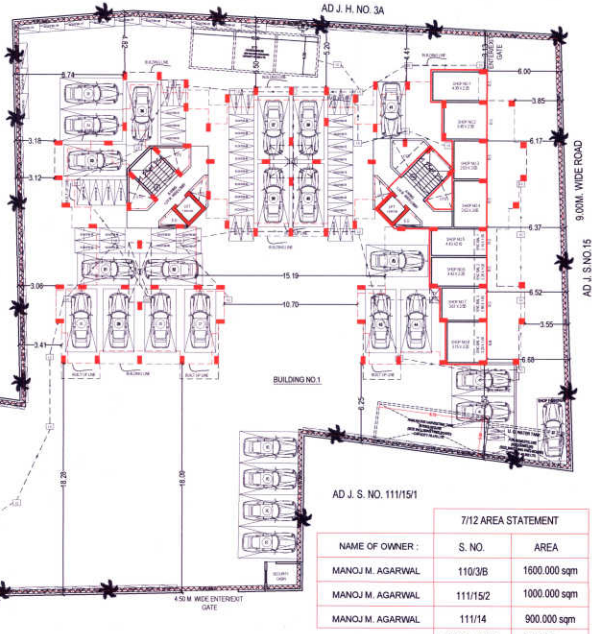


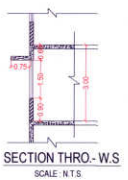
SECTION THRO. COMPOUND WALL  
SCALE: N.T.S.



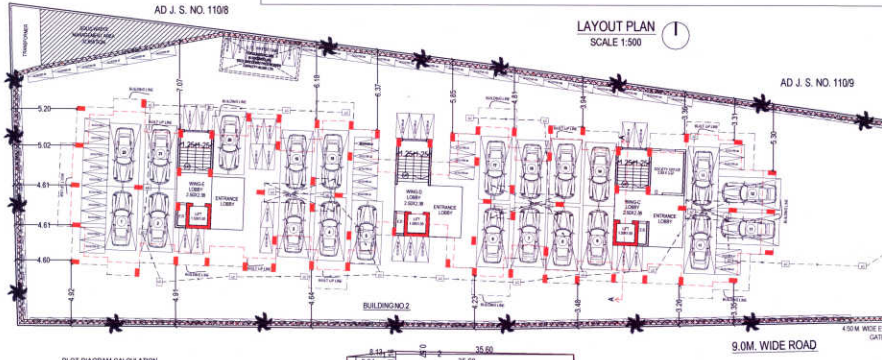
LAYOUT PLAN  
SCALE 1:500



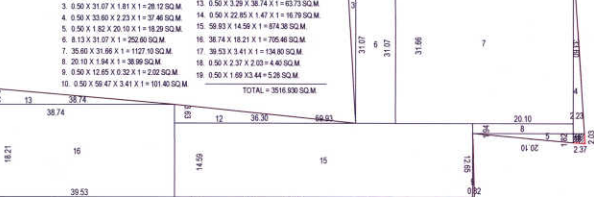
GROUND FLOOR PLAN  
SCALE 1:200



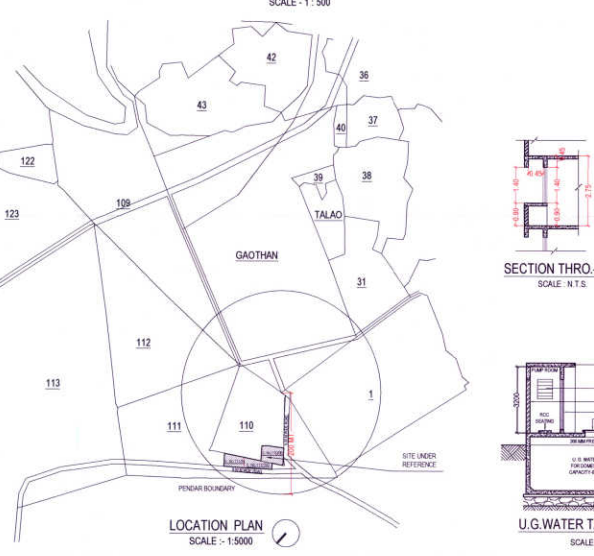
SECTION THRO - W.S  
SCALE: N.T.S.



PLOT DIAGRAM CALCULATION



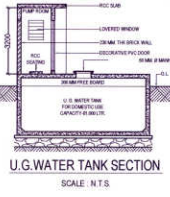
PLOT DIAGRAM  
SCALE 1:500



LOCATION PLAN  
SCALE 1:5000



SECTION THRO - CUB  
SCALE: N.T.S.



U.G. WATER TANK SECTION  
SCALE: N.T.S.

CONSTRUCTION AREA FOR S.NO. 110/3b, 111/15/12, 111/14						
FLOOR	F.S.I	BALCONY	TERRACE	C.B	STILT	TOTAL
GROUND	83,490	33,100	0,000	0,000	467,636	564,526
1ST FLOOR	450,370	67,130	23,116	14,040	0,000	564,526
2ND FLOOR	449,240	65,500	42,880	14,040	0,000	571,260
3RD FLOOR	449,370	62,100	29,816	14,040	0,000	565,326
4TH FLOOR	372,440	48,960	0,000	8,640	0,000	429,340
<b>TOTAL AREA</b>	<b>2,663,278</b>					

CONSTRUCTION AREA FOR S.NO. 110/3b, 111/15/12, 111/14						
FLOOR	F.S.I	BALCONY	TERRACE	C.B	STILT	TOTAL
GROUND	0,000	0,000	0,000	0,000	570,439	570,439
1ST FLOOR	444,220	65,440	44,550	16,200	0,000	570,439
2ND FLOOR	439,710	65,660	37,390	21,600	0,000	564,360
3RD FLOOR	444,220	65,440	44,550	16,200	0,000	570,439
4TH FLOOR	399,590	48,380	8,300	7,960	0,000	424,390
<b>TOTAL AREA</b>	<b>2,699,530</b>					

TERRACE AREA STATEMENT: TYPICAL 1st & 3rd FLOOR (B.LD NO.2 WING C.D.E)						
TERRACE NO	DIMENSIONS (M)	AREA	NOS.	AREA (SQM)	FLOORS	TOTAL
1	2.75 X 1.36	3.7475	2	7.495	2	14.990
2	2.75 X 1.36	3.7475	2	7.495	2	14.990
<b>TOTAL</b>						<b>29.980</b>

TERRACE AREA STATEMENT: 2nd FLOOR (B.LD NO.2 WING C.D.E)						
TERRACE NO	DIMENSIONS (M)	AREA	NOS.	AREA (SQM)	FLOORS	TOTAL
1	1.50 X 1.36	2.04	4	8.16	1	8.160
2	2.75 X 1.36	3.7475	2	7.495	1	7.495
<b>TOTAL</b>						<b>15.655</b>

TERRACE AREA STATEMENT: 4th FLOOR (B.LD NO.2 WING C.D.E)						
TERRACE NO	DIMENSIONS (M)	AREA	NOS.	AREA (SQM)	FLOORS	TOTAL
1	1.50 X 1.36	2.04	4	8.16	1	8.160
2	2.75 X 1.36	3.7475	2	7.495	1	7.495
<b>TOTAL</b>						<b>15.655</b>

BUILT UP AREA STATEMENT: BUILDING NO. 1 (WING A-B)										
FLOOR	B.U.A. (SQM)	STAIRCASE (SQM)	G.F.A. (SQM)	PERMISSIBLE BAL. (SQM)	PROVIDED BAL. (SQM)	EXCESS BAL. (SQM)	PERMISSIBLE TERR. (SQM)	PROVIDED TERR. (SQM)	EXCESS TERR. (SQM)	NET B.U.A. (SQM)
GROUND	83,490	0.000	83,490	12,524	10,100	0.000	16,698	0.000	0.000	83,490
FIRST	450,370	0.000	450,370	67,566	67,130	0.000	60,074	29,116	0.000	450,370
SECOND	449,240	0.000	449,240	67,476	65,500	0.000	69,988	42,880	0.000	449,240
THIRD	450,370	0.000	450,370	67,566	67,100	0.000	60,074	29,116	0.000	450,370
FOURTH	372,440	0.000	372,440	55,866	48,000	0.000	74,488	0.000	0.000	372,440
<b>TOTAL</b>	<b>1,806,510</b>	<b>0.000</b>	<b>1,806,510</b>	<b>270,977</b>	<b>257,800</b>	<b>0.000</b>	<b>381,302</b>	<b>101,112</b>	<b>0.000</b>	<b>1,806,510</b>

BUILT UP AREA STATEMENT: BUILDING NO. 2 (WING C-D-E)										
FLOOR	B.U.A. (SQM)	STAIRCASE (SQM)	G.F.A. (SQM)	PERMISSIBLE BAL. (SQM)	PROVIDED BAL. (SQM)	EXCESS BAL. (SQM)	PERMISSIBLE TERR. (SQM)	PROVIDED TERR. (SQM)	EXCESS TERR. (SQM)	NET B.U.A. (SQM)
GROUND	0.000	0.000	0.000	0.000	0.000	0.000	0.000	0.000	0.000	0.000
FIRST	444,220	0.000	444,220	66,633	65,440	0.000	88,844	44,550	0.000	444,220
SECOND	439,710	0.000	439,710	65,957	65,660	0.000	87,942	37,780	0.000	439,710
THIRD	444,220	0.000	444,220	66,633	65,440	0.000	88,844	44,550	0.000	444,220
FOURTH	359,550	0.000	359,550	53,933	48,380	0.000	71,910	8,100	0.000	359,550
<b>TOTAL</b>	<b>1,687,700</b>	<b>0.000</b>	<b>1,687,700</b>	<b>250,155</b>	<b>244,920</b>	<b>0.000</b>	<b>337,540</b>	<b>134,980</b>	<b>0.000</b>	<b>1,687,700</b>

NOTE - PLOT BOUNDARY AS PER T.L.R. MEASUREMENT PLAN  
MR NO. - 11311, DATE 24.04.2017

TERRACE AREA STATEMENT: 1st & 3rd FLOOR (B.LD NO.1 WING A,B)									
TERRACE NO	DIMENSIONS (M)	AREA	NOS.	AREA (SQM)	FLOORS	TOTAL			
1	1.50 X 1.36	2.0475	7	14.3325	2	28.665			
2	2.75 X 1.36	3.7475	1	3.7475	2	7.495			
3	2.86 X 1.19	3.3994	1	3.3994	2	6.7988			
<b>TOTAL</b>						<b>42.960</b>			

TERRACE AREA STATEMENT: 2ND FLOOR (B.LD NO.1 WING A,B)									
TERRACE NO	DIMENSIONS (M)	AREA	NOS.	AREA (SQM)	FLOORS	TOTAL			
1	2.00 X 1.00	2.0000	4	8.0000	1	8.0000			
2	2.25 X 1.00	2.2500	4	9.0000	1	9.0000			
3	2.25 X 1.00	2.2500	4	9.0000	1	9.0000			
4	2.50 X 1.00	2.5000	2	5.0000	1	5.0000			
5	2.75 X 1.00	2.7500	8	22.0000	1	22.0000			
6	3.08 X 1.00	3.0800	4	12.3200	1	12.3200			
<b>TOTAL</b>						<b>68.340</b>			

TERRACE AREA STATEMENT: 2nd FLOOR (B.LD NO.2 WING C,D,E)									
TERRACE NO	DIMENSIONS (M)	AREA	NOS.	AREA (SQM)	FLOORS	TOTAL			
1	2.00 X 1.00	2.0000	7	14.0000	1	14.0000			
2	2.45 X 1.00	2.4500	1	2.4500	1	2.4500			
3	2.55 X 1.00	2.5500	1	2.5500	1	2.5500			
4	2.75 X 1.00	2.7500	8	22.0000	1	22.0000			
5	3.15 X 1.00	3.1500	4	12.6000	1	12.6000			
6	4.50 X 1.00	4.5000	2	9.0000	1	9.0000			
<b>TOTAL</b>						<b>62,100</b>			

TERRACE AREA STATEMENT: 2nd FLOOR (B.LD NO.1 WING A,B)									
TERRACE NO	DIMENSIONS (M)	AREA	NOS.	AREA (SQM)	FLOORS	TOTAL			
1	2.00 X 1.00	2.0000	7	14.0000	1	14.0000			
2	2.45 X 1.00	2.4500	1	2.4500	1	2.4500			
3	2.55 X 1.00	2.5500	1	2.5500	1	2.5500			
4	2.75 X 1.00	2.7500	8	22.0000	1	22.0000			
5	3.15 X 1.00	3.1500	4	12.6000	1	12.6000			
6	4.50 X 1.00	4.5000	2	9.0000	1	9.0000			
<b>TOTAL</b>						<b>68,500</b>			

TERRACE AREA STATEMENT: 4th FLOOR (B.LD NO.1 WING A,B)									
TERRACE NO	DIMENSIONS (M)	AREA	NOS.	AREA (SQM)	FLOORS	TOTAL			
1	2.00 X 1.00	2.0000	2	4.0000	1	4.0000			
2	2.25 X 1.00	2.2500	2	4.5000	1	4.5000			
3	2.25 X 1.00	2.2500	2	4.5000	1	4.5000			
4	2.50 X 1.00	2.5000	2	5.0000	1	5.0000			
5	2.75 X 1.00	2.7500	12	33.0000	1	33.0000			
6	3.08 X 1.00	3.0800	4	12.3200	1	12.3200			
<b>TOTAL</b>						<b>68,340</b>			

7/12 AREA STATEMENT		
NAME OF OWNER	S. NO.	AREA
MANOJ M. AGARWAL	110/3B	1600.000 sqm
MANOJ M. AGARWAL	111/152	1000.000 sqm
MANOJ M. AGARWAL	111/14	900.000 sqm
<b>TOTAL AREA</b>		<b>3500.000 sqm</b>

B.LD NO.	TERRACE AREA	B.LD NO.	ENC. BALCONY	B.LD NO.	COMMERCIAL AREA	B.LD NO.	RESIDENTIAL AREA
B.LD NO.1 WING A,B	101.112 sqm	B.LD NO.1 WING A,B	257.860 sqm	B.LD NO.1 WING A,B	83.490 sqm	B.LD NO.1 WING A,B	1723.020 sqm
B.LD NO.2 WING C,D,E	134.890 sqm	B.LD NO.2 WING C,D,E	244.920 sqm	B.LD NO.2 WING C,D,E	0.000 sqm	B.LD NO.2 WING C,D,E	1687.700 sqm
<b>TOTAL</b>	<b>236.002 sqm</b>	<b>TOTAL</b>	<b>502.780 sqm</b>	<b>TOTAL</b>	<b>83.490 sqm</b>	<b>TOTAL</b>	<b>3410.720 sqm</b>

BALCONY AREA STATEMENT: GROUND FLOOR (B.LD NO.1 WING A,B)									
BALCONY NO	DIMENSIONS (M)	AREA	NOS.	AREA (SQM)	FLOORS	TOTAL			
1	2.25 X 1.00	2.2500	1	2.2500	1	2.2500			
2	2.25 X 1.00	2.2500	1	2.2500	1	2.2500			
3	4.30 X 1.00	4.3000	1	4.3000	1	4.3000			
<b>TOTAL</b>						<b>10.800</b>			

BALCONY AREA STATEMENT: 2nd & 3rd FLOOR (B.LD NO.1 WING A,B)									
BALCONY NO	DIMENSIONS (M)	AREA	NOS.	AREA (SQM)	FLOORS	TOTAL			
1	2.00 X 1.00	2.0000	7	14.0000	1	14.0000			
2	2.45 X 1.00	2.4500	1	2.4500	1	2.4500			
3	2.55 X 1.00	2.5500	1	2.5500	1	2.5500			
4	2.75 X 1.00	2.7500	8	22.0000	1	22.0000			
5	3.15 X 1.00	3.1500	4	12.6000	1	12.6000			
6	4.50 X 1.00	4.5000	2	9.0000	1	9.0000			
<b>TOTAL</b>						<b>62,100</b>			

BALCONY AREA STATEMENT: 2nd FLOOR (B.LD NO.2 WING C,D,E)									
BALCONY NO	DIMENSIONS (M)	AREA	NOS.	AREA (SQM)	FLOORS	TOTAL			
1	2.00 X 1.00	2.0000	7	14.0000	1	14.0000			
2	2.45 X 1.00	2.4500	1	2.4500	1	2.4500			
3	2.55 X 1.00	2.5500	1	2.5500	1	2.5500			
4	2.75 X 1.00	2.7500	8	22.0000	1	22.0000			
5	3.15 X 1.00	3.1500	4	12.6000	1	12.6000			
6	4.50 X 1.00	4.5000	2	9.0000	1	9.0000			
<b>TOTAL</b>						<b>62,100</b>			

BALCONY AREA STATEMENT: 4th FLOOR (B.LD NO.1 WING A,B)									
BALCONY NO	DIMENSIONS (M)	AREA	NOS.	AREA (SQM)	FLOORS	TOTAL			
1	2.00 X 1.00	2.0000	2	4.0000	1	4.0000			
2	2.25 X 1.00	2.2500	2	4.5000	1	4.5000			
3	2.25 X 1.00	2.2500	2	4.5000	1	4.5000			
4	2.50 X 1.00	2.5000	2	5.0000	1	5.0000			
5	2.75 X 1.00	2.7500	12	33.0000	1	33.0000			
6	3.08 X 1.00	3.0800	4	12.3200	1	12.3200			
<b>TOTAL</b>						<b>68,340</b>			