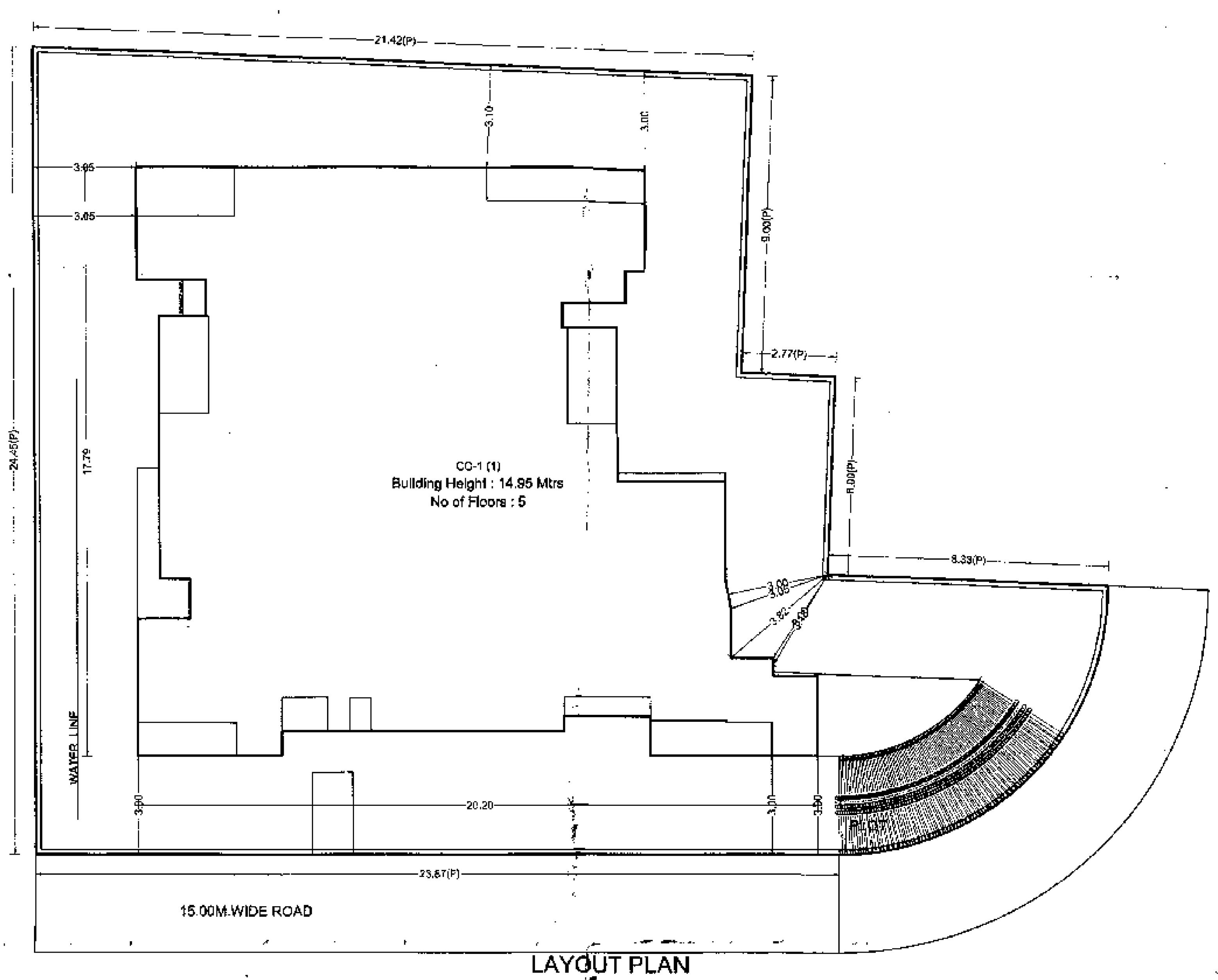

LAYOUT PLAN

CC (1)

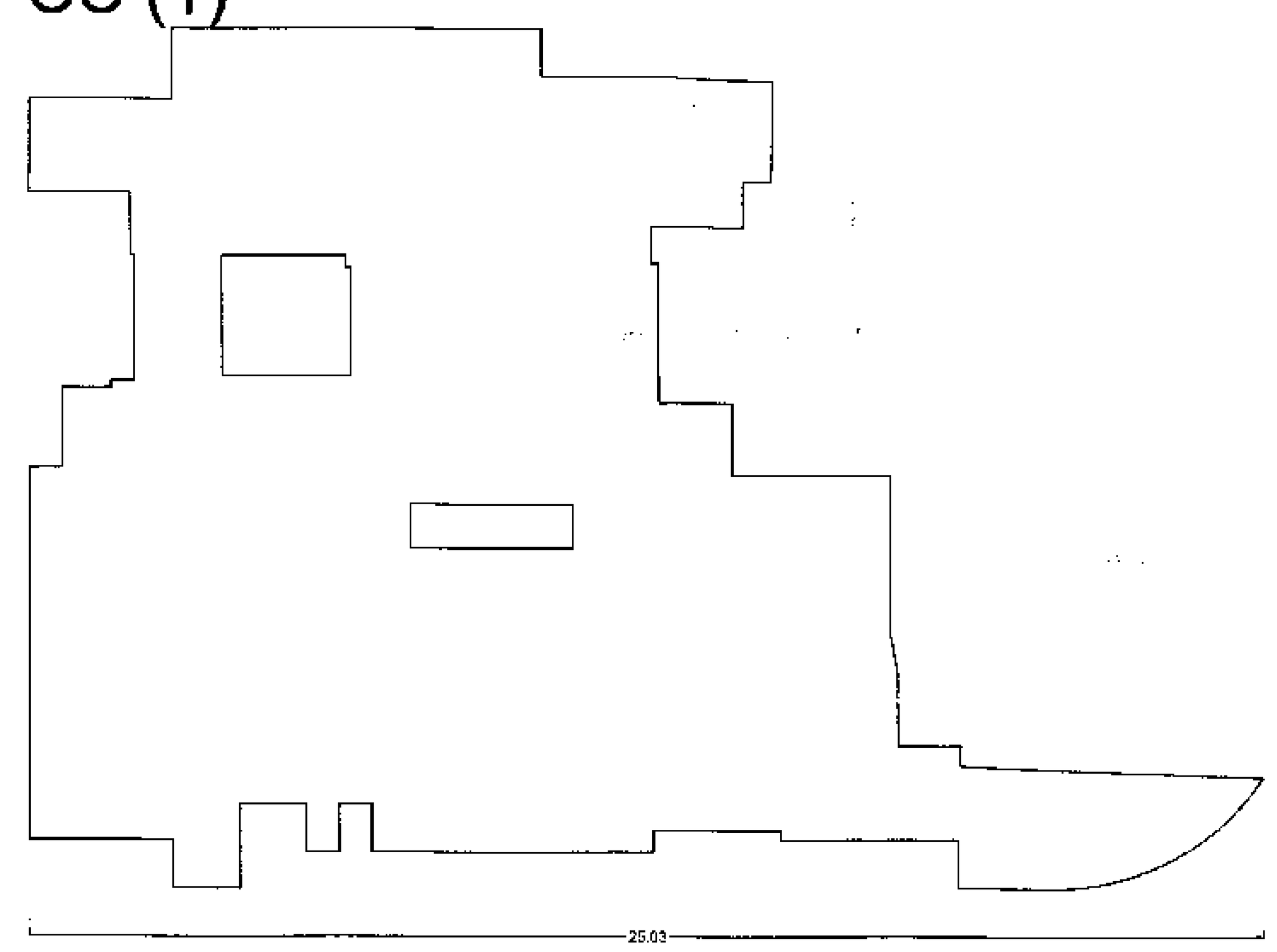

Poly	Area
Coverage	249.54

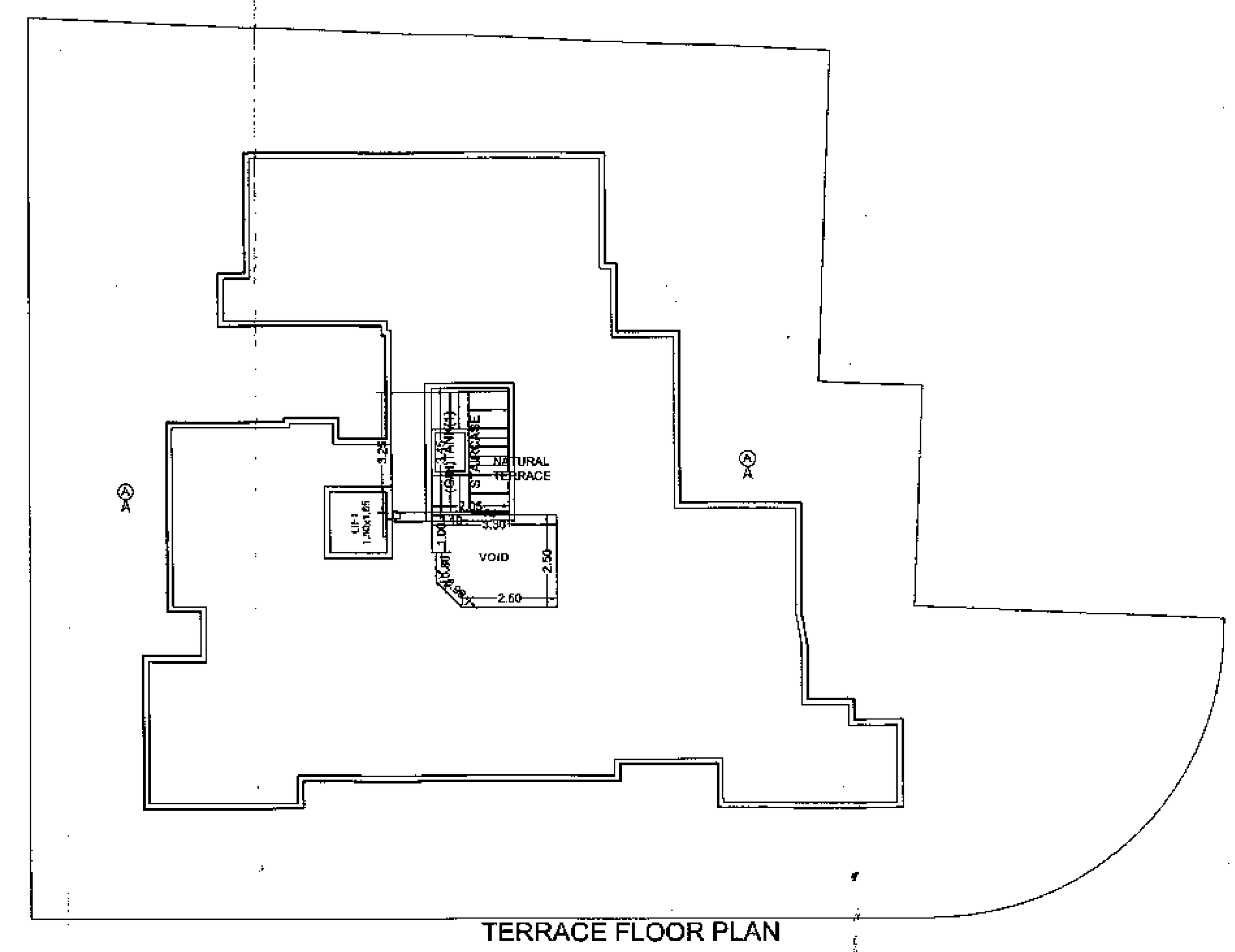

TERRACE FLOOR PLAN

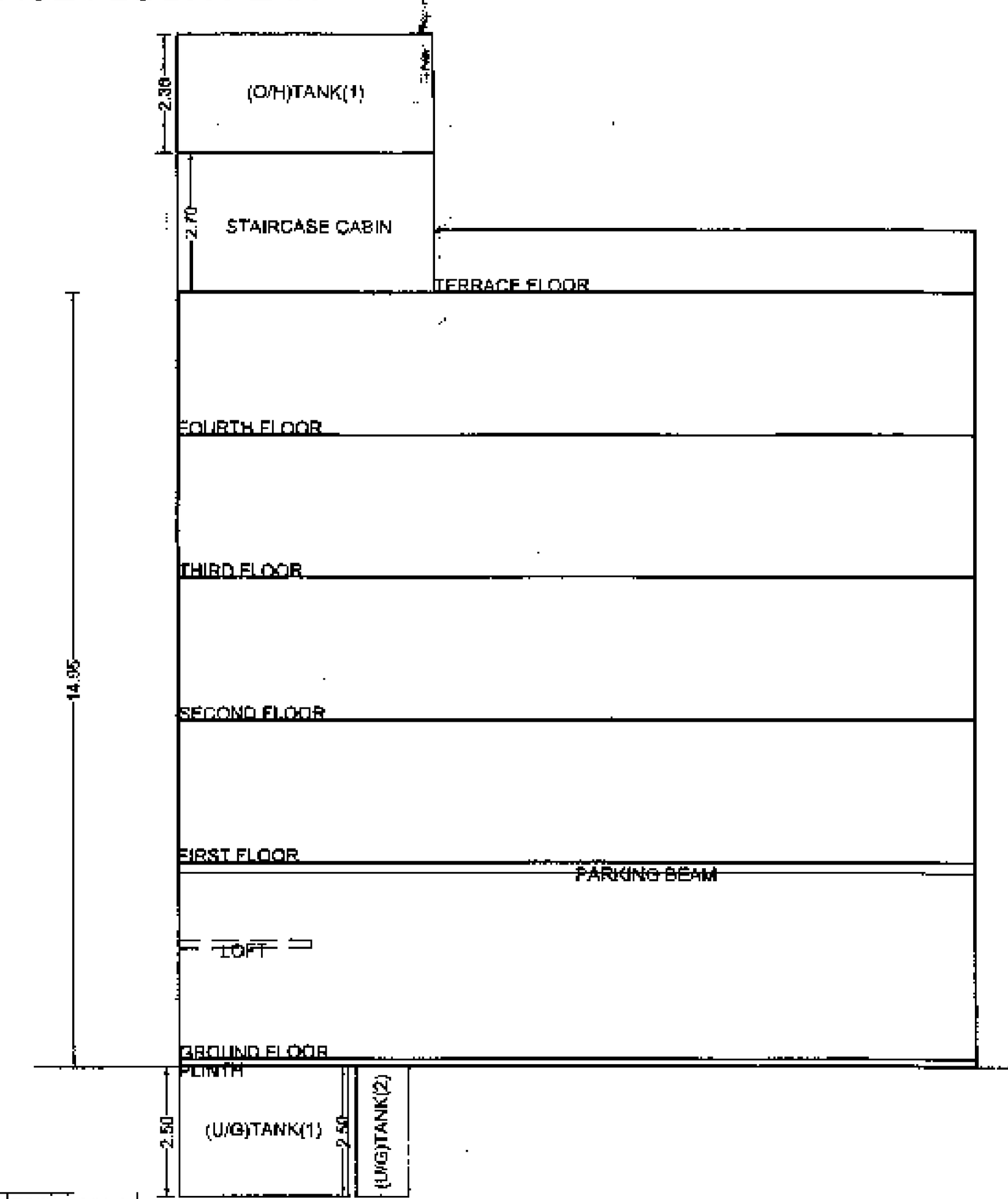

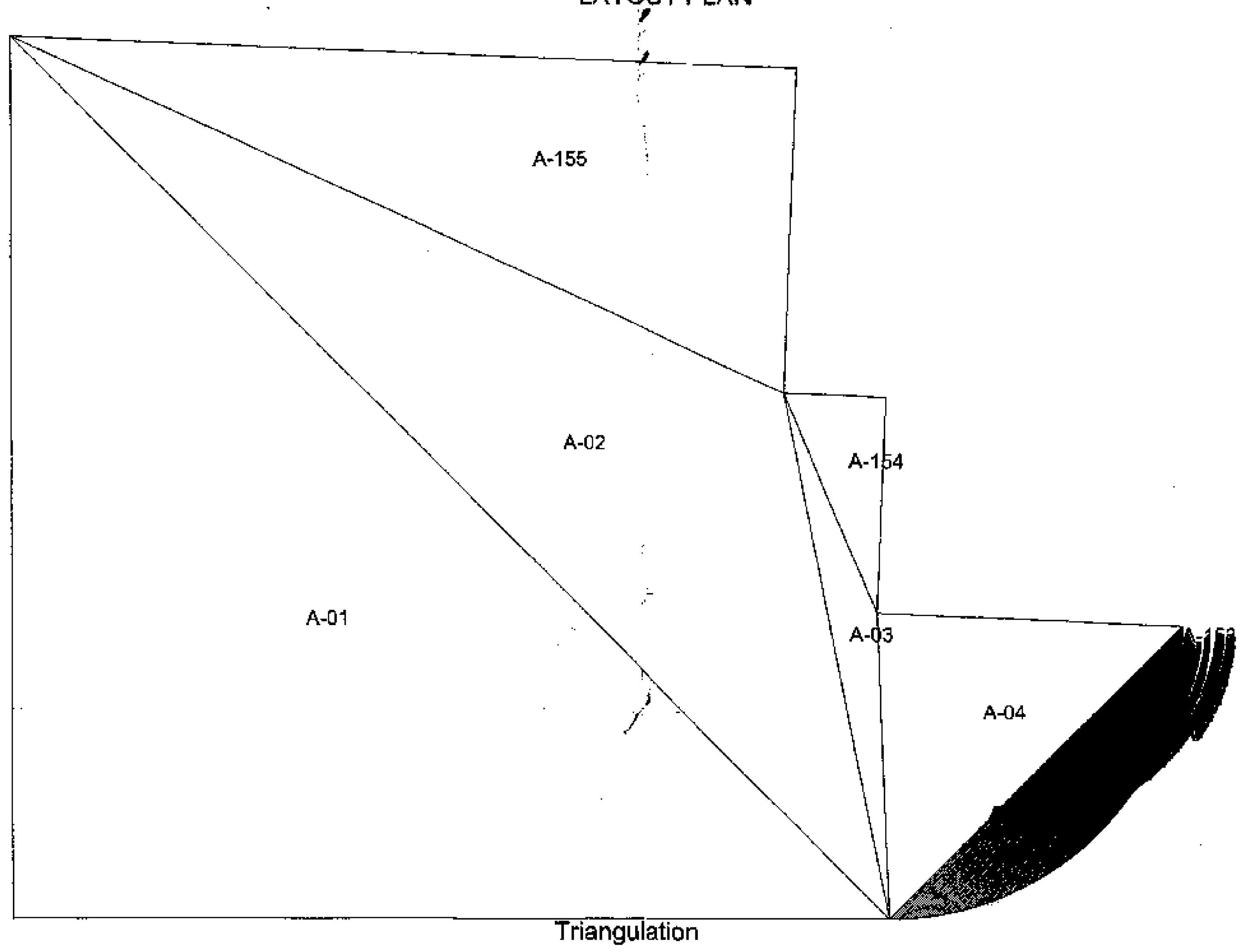

Triangulation

SEAL OF APPROVAL

APPROVED SUBJECT TO THE CONDITION MENTIONED IN the office letter

No. CIDCO/BP-16943/TPO(NM)/2019

Scrutiny Date : 01-08-2019

APPROVED SUBJECT TO THE CONDITION MENTIONED IN This Office Letter
No. CIDCO/BP-16943/TPO(NM & K)/2019/5372
Dtd. 22 Aug 2019

Document certified by PATIL MITHILESH JANARDHAN
Name : PATIL MITHILESH JANARDHAN
Designation : Associate Planner
Organization : CIDCO OF MAHARASHTRA LTD
Date : 30-Aug-2019 16:45:39

Sr.Planner/Asso.Planner(BP)
CIDCO of Maharashtra Ltd.
Raighad Bhavan, 4th Floor.
Plot No.4, Sector-11.
CBD-Belapur, Navi Mumbai.

AREA STATEMENT	SQ.M.
1. AREA OF PLOT	599.70
2. BALANCE PLOT AREA	599.70
3. PERMISSIBLE FSI	1.5000
4. PERMISSIBLE BUILT UP AREA	899.55
5. TOTAL PERMISSIBLE BUILT UP AREA	899.55
6. PROPOSED BUILT UP AREA	
(a) PROPOSED RESIDENTIAL AREA	763.80
(b) PROPOSED COMMERCIAL AREA	123.79
(c) PROPOSED INDUSTRIAL AREA	0.00
(d) PROPOSED SPECIAL USE AREA	0.00
TOTAL PROPOSED AREA (a+b+c+d)	887.59
7. EXCESS BALCONY AREA	8.75
8. EXISTING BUILT UP AREA	0.00
9. SUBSTRUCTURE/PROJECTIONS	0.00
10. SERVICE SLAB AREA/EXCESS TERRACE	0.00
11. EXCESS LOBBY/REFUGE AREA	000.00
12. TOTAL BUILT UP AREA PROPOSED	896.34
13. CONSUMED FSI	1.49
14. NO. OF LIFTS PROVIDED	1
15. NO. OF RESI. UNITS PROVIDED	24
16. NO. OF COMM. UNITS PROVIDED	7
SPECIFICATIONS	

CERTIFICATE OF AREA

CERTIFIED THAT I HAVE SURVEYED THE PLOT UNDER REFERENCE ON ________ AND THAT THE DIMENTIONS OF THE SIDES, ETC. OF THE PLOT STATED ON THE PLAN ARE AS MEASURED ON THE SITE AND THE AREA SO WORKED OUT IS ________ SQUARE METRES AND TALLIES WITH THE AREA STATED IN THE DOCUMENT OF OWNERSHIP / TOWN PLANNING SCHEME RECORDS

SIGN OF ARCHITECT/ENGINEER/SUPERVISOR

LEGEND

- PLOT BOUNDARY SHOWN THICK BLACK
- PROPOSED WORK SHOWN RED FILLED IN
- DRAINAGE LINE SHOWN RED DOTTED
- WATERLINE SHOWN BLUE DOTTED
- EXISTING TO BE RETAINED HATCHED
- DEMOLISHION SHOWN HATCHED YELLOW

PARKING CALCULATION

TYPE	CARPET AREA/ FSI (M2)	TENEMENT (NOS)		CAR (NOS)		SCOOTER (NOS.)		CYCLE (NOS.)	
		UNIT	PROP.	BY RULE	REQD.	BY RULE	REQD.	BY RULE	REQD.
Residential	0.0 - 45.0	4	20	1	5	-	-	-	-
Residential	45.0 - 60.0	2	4	1	2	-	-	-	-
Residential	60.0 - ...	1	0	1	0	-	-	-	-
Commercial	0 - 800(PROP BUA-123.79)		2	1	2	-	-	-	-
Commercial	800.0 - ...(BALANCE BUA-0)		0	1	0	-	-	-	-
Total	Required	-	-	-	9	-	-	-	-
Total	Proposed	-	-	-	11	-	-	-	-

WATER REQUIREMENT

TANK		OCCUPANT LOAD (NOS.)			CONSUMPTION PER DAY (LIT)	REQUIRED CAPACITY (LIT)	PROPOSED CAPACITY (LIT)
		TNMTS/AREA	FACTOR				
OHWT & UGWT	TENEMENT	24	7.5	180	200	36000.00	
	-----	00.00	00.00	00.00	00.00	00.00	
	TOTAL					36000.00	
	OVERHEAD (40%)					14400.00	23172.50
	UNDERGROUND(60%)					21600.00	31250.00
	TOTAL					36000	54422.50

BUILDING WISE FSI STATEMENT

BUILDING	FSI AREA				BALCONY	PASSAGE	STAIR	LIFT	TENEMENTS	TOTAL FSI AREA
	COMM.	RESI.	IND.	SPEC.						
CC-1 (1)	123.79	763.80	0.00	0.00	141.89	78.03	37.57	12.25	24	887.59 + 8.75
Total	123.79	763.80	0.00	0.00	141.89	78.03	37.57	12.25	24	887.59 + 8.75

Triangle	Area		
A-01	291.88	A-79	0.11
A-02	139.43	A-80	0.10
A-03	8.73	A-81	0.10
A-04	35.21	A-82	0.10
A-05	0.32	A-83	0.10
A-06	0.32	A-84	0.10
A-07	0.32	A-85	0.09
A-08	0.31	A-86	0.09
A-09	0.31	A-87	0.09
A-10	0.31	A-88	0.09
A-11	0.30	A-89	0.08
A-12	0.30	A-90	0.08
A-13	0.30	A-91	0.08
A-14	0.30	A-92	0.08
A-15	0.29	A-93	0.08
A-16	0.29	A-94	0.07
A-17	0.29	A-95	0.07
A-18	0.28	A-96	0.07
A-19	0.28	A-97	0.07
A-20	0.28	A-98	0.07
A-21	0.27	A-99	0.06
A-22	0.27	A-100	0.06
A-23	0.27	A-101	0.06
A-24	0.26	A-102	0.06
A-25	0.26	A-103	0.06
A-26	0.26	A-104	0.05
A-27	0.25	A-105	0.05
A-28	0.25	A-106	0.05
A-29	0.25	A-107	0.05
A-30	0.24	A-108	0.05
A-31	0.24	A-109	0.05
A-32	0.24	A-110	0.04
A-33	0.24	A-111	0.04
A-34	0.23	A-112	0.04
A-35	0.23	A-113	0.04
A-36	0.23	A-114	0.04
A-37	0.22	A-115	0.04
A-38	0.22	A-116	0.03
A-39	0.22	A-117	0.03
A-40	0.21	A-118	0.03
A-41	0.21	A-119	0.03
A-42	0.21	A-120	0.03
A-43	0.20	A-121	0.03
A-44	0.20	A-122	0.03
A-45	0.20	A-123	0.03
A-46	0.20	A-124	0.02
A-47	0.19	A-125	0.02
A-48	0.19	A-126	0.02
A-49	0.19	A-127	0.02
A-50	0.18	A-128	0.02
A-51	0.18	A-129	0.02
A-52	0.18	A-130	0.02
A-53	0.18	A-131	0.02
A-54	0.17	A-132	0.02
A-55	0.17	A-133	0.01
A-56	0.17	A-134	0.01
A-57	0.16	A-135	0.01
A-58	0.16	A-136	0.01
A-59	0.16	A-137	0.01
A-60	0.16	A-138	0.01
A-61	0.15	A-139	0.01
A-62	0.15	A-140	0.01
A-63	0.15	A-141	0.01
A-64	0.15	A-142	0.01
A-65	0.14	A-143	0.01
A-66	0.14	A-144	0.01
A-67	0.14	A-145	0.00
A-68	0.13	A-146	0.00
A-69	0.13	A-147	0.00
A-70	0.13	A-148	0.00
A-71	0.13	A-149	0.00
A-72	0.12	A-150	0.00
A-73	0.12	A-151	0.00
A-74	0.12	A-152	0.00
A-75	0.12	A-153	0.00
A-76	0.11	A-154	6.31
A-77	0.11	A-155	98.39
A-78	0.11	Total (PLOT)	599.72

BALCONY CALCULATIONS:CC (1)

FLOOR	SIZE	AREA	PERM AREA	TOT. AREA
FOURTH FLOOR	1.00 X 3.60 X 1	3.60	26.06	33.41
	1.00 X 2.90 X 2	5.80		
	1.00 X 2.70 X 1	2.70		
	1.50 X 2.90 X 1	4.35		
	1.50 X 2.05 X 2	6.15		
	1.00 X 2.80 X 1	2.80		
	1.00 X 2.85 X 2	5.70		
	1.00 X 2.30 X 1	2.30		
THIRD FLOOR	1.07 X 3.60 X 1	3.84	29.64	29.96
	1.07 X 2.60 X 1	2.78		
	1.00 X 2.90 X 2	5.80		
	1.03 X 2.65 X 1	2.74		
	1.47 X 2.95 X 1	4.34		
	1.50 X 2.90 X 1	4.35		
	1.47 X 2.90 X 1	4.26		
	1.00 X 1.85 X 1	1.85		
SECOND FLOOR	1.07 X 3.60 X 1	3.84	29.64	29.96
	1.07 X 2.60 X 1	2.78		
	1.00 X 2.90 X 2	5.80		
	1.03 X 2.65 X 1	2.74		
	1.47 X 2.95 X 1	4.34		
	1.50 X 2.90 X 1	4.35		
	1.47 X 2.90 X 1	4.26		
	1.00 X 1.85 X 1	1.85		
FIRST FLOOR	1.07 X 3.60 X 1	3.84	29.64	29.96
	1.07 X 2.60 X 1	2.78		
	1.00 X 2.90 X 2	5.80		
	1.03 X 2.65 X 1	2.74		
	1.47 X 2.95 X 1	4.34		
	1.50 X 2.90 X 1	4.35		
	1.47 X 2.90 X 1	4.26		
	1.00 X 1.85 X 1	1.85		
GROUND FLOOR	1.12 X 2.85 X 1	3.19	18.67	18.62
	1.12 X 2.74 X 1	3.07		
	1.00 X 2.34 X 2	4.68		
	1.03 X 2.75 X 2	5.66		
	1.00 X 2.02 X 1	2.02		
Total	-	-	133.14	141.89

FLOOR WISE CARPET AREA:CC (1)

FLOOR	CARPET NAME	CARPET AREA	BAL. AREA	CARPET+BAL. AREA	TOTAL AREA SECTION
FIRST FLOOR PLAN	101	38.27	6.62	44.89	204.40
	102	33.26	5.64	38.90	
	103	25.39	4.34	29.73	
	104	25.09	4.26	29.35	
	105	26.12	4.75	30.87	
	106	26.31	4.35	30.66	
FOURTH FLOOR PLAN	401	35.53	9.35	44.88	178.78
	402	30.60	8.40	38.90	
	403	16.53	5.15	21.68	
	404	17.95	3.08	21.03	
	405	18.55	3.08	21.63	
	406	26.31	4.35	30.66	
GROUND FLOOR PLAN	1	18.01	3.19	21.20	131.25
	2	17.71	3.07	20.78	
	3	14.71	2.34	17.05	
	4	14.40	2.34	16.74	
	5	17.96	2.83	20.79	
	6	17.37	2.83	20.20	
	7	12.49	2.02	14.51	
SECOND FLOOR PLAN	201	38.27	6.62	44.89	204.40
	202	33.26	5.64	38.90	
	203	25.39	4.34	29.73	
	204	25.09	4.26	29.35	
	205	26.12	4.75	30.87	
	206	26.31	4.35	30.66	
THIRD FLOOR PLAN	301	38.27	6.62	44.89	204.40
	302	33.26	5.64	38.90	
	303	25.39	4.34	29.73	
	304	25.09	4.26	29.35	
	305	26.12	4.75	30.87	
	306	26.31	4.35	30.66	

FLOOR WISE FSI STATEMENT: CC (1)

FLOORS	FSI AREA				BALCONY	PASSAGE	STAIR	LIFT	TENEMENTS	TOTAL FSI AREA
	COMM.	RESI.	IND.	SPEC.						
TERRACE FLOOR	0.00	0.00	0.00	0.00	0.00	0.00	0.00	0.00	0	0.00
FOURTH FLOOR	0.00	167.05	0.00	0.00	33.40	18.01	7.07	2.48	6	167.05
THIRD FLOOR	0.00	198.92	0.00	0.00	29.96	18.01	7.07	2.48	6	198.92
SECOND FLOOR	0.00	198.92	0.00	0.00	29.96	18.01	7.07	2.48	6	198.92
FIRST FLOOR	0.00	198.92	0.00	0.00	29.96	18.01	7.07	2.48	6	198.92
GROUND FLOOR	123.79	0.00	0.00	0.00	18.62	6.00	9.29	2.33	0	123.79
Total	123.79	763.80	0.00	0.00	141.89	78.03	37.57	12.25	24	887.59 + 8.75

C.B, F.B, LOBBY STATEMENT: CC (1)

FLOOR	NO. OF C.B	NO. OF F.B	LOBBY AREA
FOURTH FLOOR	0	0	18.01
THIRD FLOOR	0	0	18.01
SECOND FLOOR	0	0	18.01
FIRST FLOOR	0	0	18.01
GROUND FLOOR	0	0	6.00
Total	0	0	78.04

SCHEDULE OF OPENING: CC (1)

NAME	LENGTH	HEIGHT	NOS.
D3	0.75	2.10	49
D4	0.79	2.10	04
O2	0.79	2.10	04
D2	0.80	2.10	07
O1	0.80	2.10	04
O	0.90	2.10	40
D1	0.90	2.10	18
LD	0.90	2.10	05
D	1.00	2.10	24
RS	2.70	2.10	03

SCHEDULE OF OPENING: CC (1)

NAME	LENGTH	HEIGHT	NOS.
V	0.60	1.20	36
V1	0.60	1.20	12
RJ	1.00	1.20	06
W2	1.00	2.10	04
W4	1.20	1.20	08
W1	1.20	2.10	12
W3	1.80	1.20	26
W	1.80	2.10	27

OWNER'S NAME

M/S.S.M.REALTY.,THROUGH ITS PARTNERS.,MR.SHAMSUDDIN PATEL AND OTHERS THREE

PROJECT INFORMATION

PLOT NO : 25 SECTOR NO. : 16

NODE : Taloja(New)

PROJECT TYPE:

CONSULTANT NAME

ATUL PATEL ARCHITECTS
Regd. No. : CA/2003/32180

ATUL PATEL ARCHITECTS

JOB NO.	DRG.NO.	SCALE	DRAWN BY	CHECKED BY
		1:100		
INWARD NO.	CIDCO/BP-16943/TPO(NM)/2019	DATE	01-08-2019	
KEY NO.		SHEET NO.	1/1	

This is a system generated drawing as per the soft copy submitted by the Architect/ License Engineer