

2020/01/10/11/12/13/14/15/16/17/18/19/20/21/22/23/24/25/26/27/28/29/30/31/32/33/34/35/36/37/38/39/40/41/42/43/44/45/46/47/48/49/50/51/52/53/54/55/56/57/58/59/60/61/62/63/64/65/66/67/68/69/70/71/72/73/74/75/76/77/78/79/80/81/82/83/84/85/86/87/88/89/90/91/92/93/94/95/96/97/98/99/100

AREA STATEMENT FOR SCRUTINY FEES

Table with columns: FLOOR, NET BUILD UP, STAIRCASE, PASSAGE, AREA SQ.MT., GROSS BUILD UP, BALCONY AREA, etc. Includes sub-tables for BUILD-UP AREA STATEMENT (COMMERCIAL) and BUILD-UP AREA STATEMENT (RESIDENTIAL).

CONSTRUCTION AREA FOR ROOF PURPOSE
TOTAL AREA FOR ROOF PURPOSE = 217.62 SQ.MT.

CONSTRUCTION AREA FOR ROOF PURPOSE
TOTAL CONSTRUCTION AREA = 24372.853 SQ.MT.

STATEMENT OF COSTS REFERRED FOR S.I. CALCULATION

Table with columns: S.NO., DESCRIPTION, QUANTITY, UNIT, RATE, AMOUNT. Lists various construction items like foundation, walls, floors, etc.

STATEMENT OF COSTS REFERRED FOR S.I. CALCULATION

Table with columns: S.NO., DESCRIPTION, QUANTITY, UNIT, RATE, AMOUNT. Lists various construction items like foundation, walls, floors, etc.

C.B. AREA STATEMENT

Table with columns: CLAND, NO., SIZE, SO.MT., TOTAL. Lists common plots and their areas.

AREA STATEMENT FOR FLOWER BED

Table with columns: FLOWER BED, SIZE, NO. OF FLOORS, SO.MT., TOTAL. Lists flower beds and their areas.

AREA STATEMENT FOR TERRACE

Table with columns: TERRACE, SIZE, NO. OF FLOORS, SO.MT., TOTAL. Lists terraces and their areas.

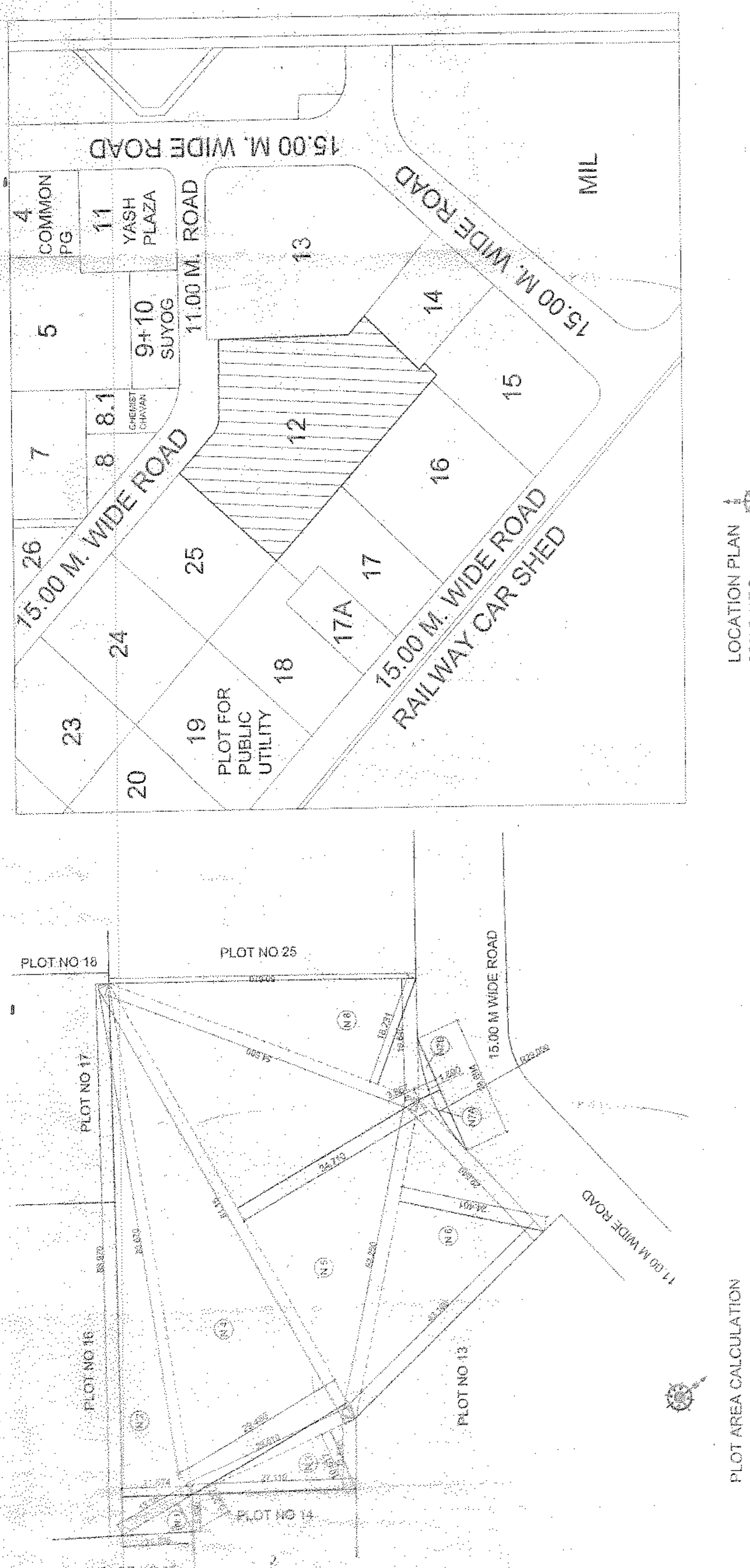
TOTAL F.B. AREA = 158.70 + 25.70 + 136.50 + 43.50 + 76.30 + 46.30 = 456.50 SQ.M

AREA STATEMENT FOR TERRACE

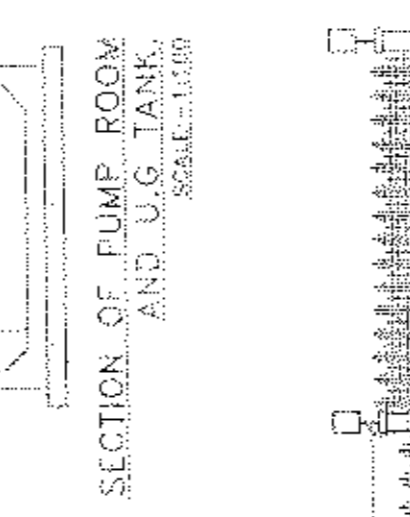
Table with columns: TERRACE, SIZE, NO. OF FLOORS, SO.MT., TOTAL. Lists terraces and their areas.

PARKING STATEMENT (SO.MT.)

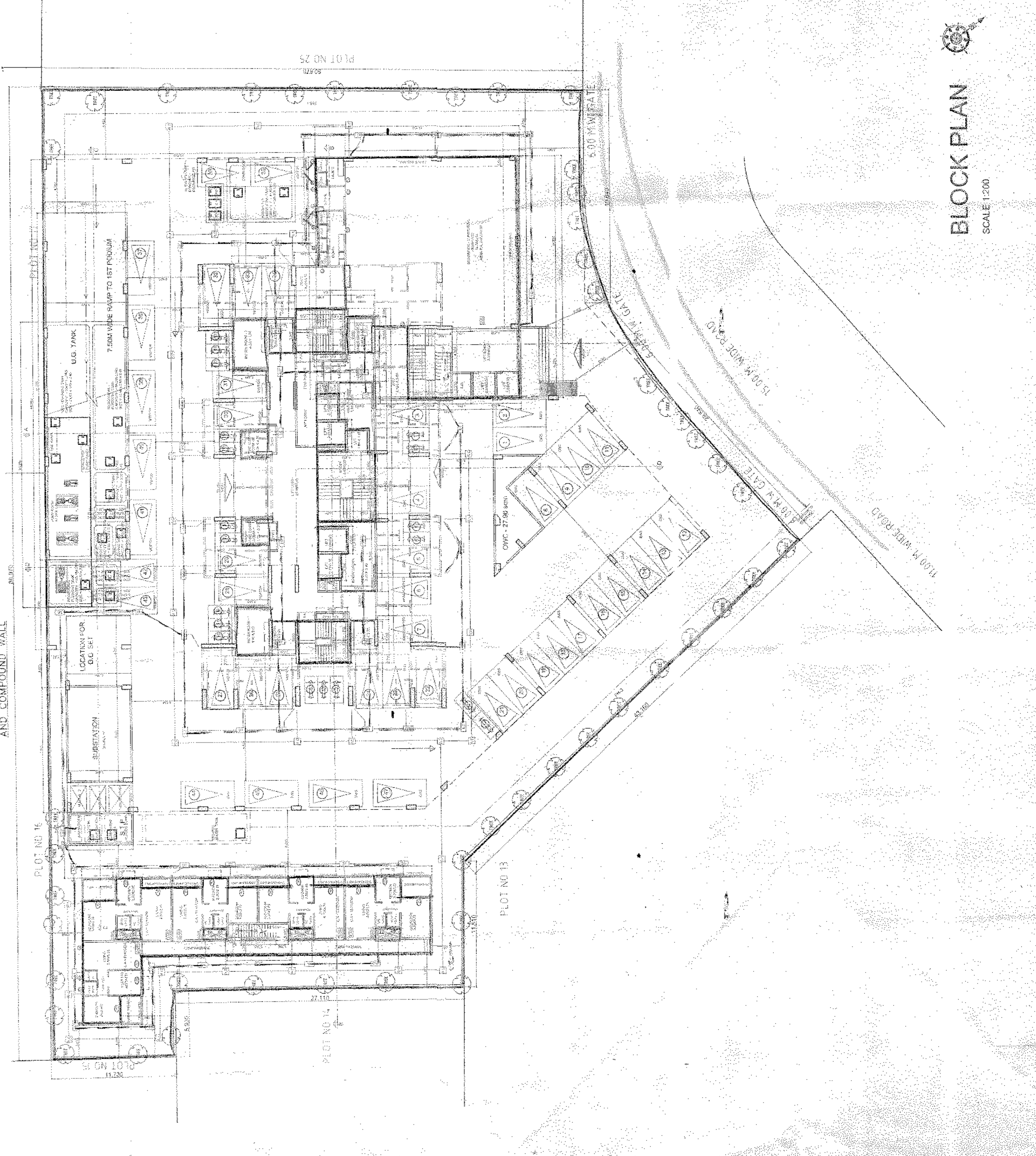
Table with columns: NO., USE, REQUIRED NO. OF PARKING, PROVIDED NO. OF PARKING. Lists parking requirements for different building types.



LOCATION PLAN SCALE 1:500



ELEVATION FOR ENTRANCE GATE AND COMPOUND WALL



BLOCK PLAN SCALE 1:100

Plot Area Calculation Table. Lists plot numbers, areas, and totals.

PLOT AREA CALCULATION SCALE 1:500

PROFORMA - A

Table with columns: AREA STATEMENT, AREA STATEMENT, AREA STATEMENT. Lists various areas and their measurements.

PROFORMA - B

Table with columns: STAMP OF RECEIPT OF PLANS, STAMP OF APPROVAL OF PLANS. Includes stamps and signatures.

CONTENTS OF SHEET
LOCATION PLAN BLOCK PLAN, SUMMARY OF BUA

DESCRIPTION
PROPOSED RESIDENTIAL CLM COMMERCIAL BUILDING ON PLOT NO.12, SECT - 8, SANPADA, WAPI MURBAI

NAME OF OWNER
GOODWILL CONSTRUCTIONS

NAME OF ARCHITECT
MR. SHABER LALMURVA

SIGNATURE OF OWNER
For Goodwill Constructions

SIGNATURE OF ARCHITECT
For Goodwill Constructions

JOB NO., DATE, SCALE, SHEET NO., TOTAL SHEETS, DRAWN BY, CHECKED BY, APPROVED BY